



**Series 100-500**

Load Capacity 90-450 Lbs. Each Caster

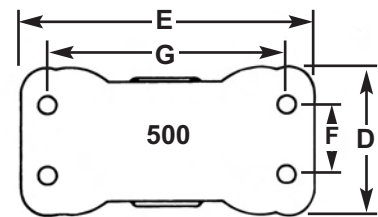
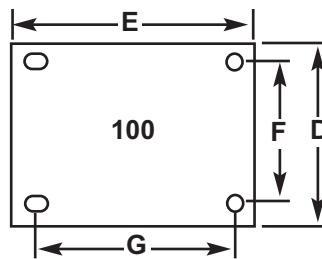
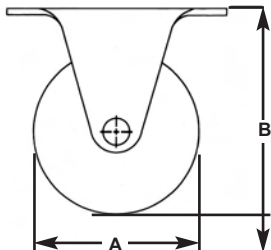
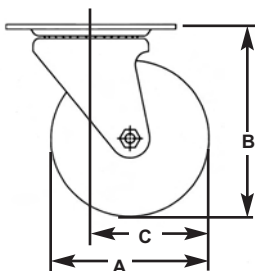
Recommended for general warehouse and factory applications such as furniture dollies, laundry carts, bakery racks, and tool boxes; a good combination of strength, durability, and economy.

- **Swivel Casters** — Horn and bearing race way are formed from a single piece of heavy-gauge steel, deeply corrugated to withstand stress and prevent distortion under full rated load
- **Load Bearing** — Single row of hardened, polished ball bearings roll freely in a large-diameter, lubricated raceway
- **Kingpin** — Riveted and coined for durability in rated service
- **Wheel Bearings** — Plain sealed ball bearings and precision bearings
- **Finish** — Corrosion-resistant zinc



**CASTERS**

Wheel Dia. (In.) (A)	Overall Ht. (In.) (B)	Axle Size (In.)	Swivel Radius (In.) (C)	100 Series Swivel		Mounting Bolt Dia. (In.) Swivel & Rigid	500 Series Rigid	
				Size of Top Plate (In.) (DxE)	Mounting Hole Spacing (In.) (FxG)		Size of Top Plate (In.) (DxE)	Mounting Hole Spacing (In.) (FxG)
2	2 1/2	1/4	1 11/16	1 7/8 x 2 9/16	1 5/16 x 2 1/8	1/4	1 1/2 x 2 1/32	1 5/16 x 2 1/8
2 1/2	3 3/16	5/16	2 1/4	2 3/4 x 3 13/16	1 3/4 x 3	5/16	2 1/4 x 4 7/16	1 1/16 x 3 1/2
3	3 13/16	3/8	2 3/8	3 1/8 x 4 1/8	2 3/8 x 3 3/8 to 3 7/16	5/16	2 1/2 x 4 15/16	1 3/16 x 4
4	5	7/16	3 3/16	4 x 5 1/8	3 x 4	3/8	3 1/8 x 6 1/4	1 3/4 x 5




## Series 100-500

Load Capacity 90-450 Lbs. Each Caster

Wheel Dia. (In.)	Tread Width (In.)	Wheel Material	Wheel Bearing	Load Rating (Lbs.)	Swivel Caster Desc.	Order No.	Rigid Caster Desc.	Order No.
2	3/4	Dyna-Tred TPR	Delrin	90	190-2R	25030	590-2R	24922
		Dyna-Tred TPR	Delrin	90	190-2RSB	24856	-	-
		Dyna-Tred PU	Delrin	100	196-2R	24873	596-2R	24914
		Dyna-Tred PU	Delrin	100	196-2RSB	24874	-	-
	1	Sintered Iron	Plain	150	108-2R	25028	508-2R	25705
		Soft Rubber	Plain	90	121-2R	25082	521-2R	25748
		Soft Rubber	Plain	90	121-2RSB	25086	-	-
		Hard Rubber	Plain	150	127-2R	25124	527-2R	25783
		Hard Rubber	Plain	150	127-2RSB	25125	-	-
		Polypropylene	Plain	150	160-2R	25190	560-2R	25827
2 1/2	1	Sintered Iron	Plain	200	108-2 1/2 R	25036	508-2 1/2 R	25709
	1 1/8	Soft Rubber	Plain	100	121-2 1/2 R	25083	521-2 1/2 R	25749
		Soft Rubber	Plain	100	121-2 1/2 SB B&N	25160	-	-
		Hard Rubber	Plain	200	127-2 1/2 R	25128	527-2 1/2 R	25785
		Hard Rubber	Plain	200	127-2 1/2 SB B&N	25131	-	-
		Polypropylene	Plain	200	160-2 1/2 R	25188	560-2 1/2 R	25828
3	1 3/16	Sintered Iron	Plain	300	108-3R	25049	508-3R	25713
	1 1/4	Dyna-Tred TPR	Delrin	180	190-3R	24867	590-3R	24915
		Dyna-Tred TPR	Delrin	180	190-3SB B&N	24868	-	-
		Dyna-Tred TPR	Precision	180	193-3RTG	24870	593-3RTG	24917
		Dyna-Tred PU	Delrin	225	196-3R	24875	596-3R	24916
		Dyna-Tred PU	Delrin	225	196-3SB	24876	-	-
		Dyna-Tred PU	Precision	225	199-3RTG	24878	599-3RTG	24918
	1 1/4	Soft Rubber	Plain	175	121-3R	25091	521-3R	25752
		Soft Rubber	Plain	175	121-3SB B&N	25095	-	-
		Hard Rubber	Plain	270	127-3R	25136	527-3R	25787
		Hard Rubber	Plain	270	127-3SB B&N	25151	-	-
		Phenolic	Plain	300	130-3 B&N	25174	530-3 B&N	25812
		Phenolic	Roller	300	131-3 B&N	25179	531-3 B&N	25814
Phenolic		Roller	300	131-3TG B&N	25180	531-3TG B&N	25815	
Polypropylene	Plain	270	160-3R	25189	560-3R	25829		
4	1 5/16	Soft Rubber	Plain	225	121-4R	25098	521-4R	25756
		Soft Rubber	Plain	225	121-4SB B&N	25096	-	-
		Hard Rubber	Plain	350	127-4R	25149	527-4R	25790
		Hard Rubber	Plain	350	127-4SB B&N	25176	-	-
		Polypropylene	Plain	350	160-4R	25191	560-4R	25830
	1 3/8	Sintered Iron	Plain	450	108-4R	25057	508-4R	25717
	1 5/8	Soft Rubber	Plain	240	121-4BR	25100	521-4BR	25760
		Hard Rubber	Plain	420	127-4BR	25153	527-4BR	25793
		Phenolic	Roller	450	131-4 B&N	25181	531-4 B&N	25818

NOTE: Brakes not available on precision bearing wheels



\*Side Brake: Foot-operated friction brake positively locks wheel; suffix "SB"

\*Thread Guard: Large diameter thread guards prevent loose threads and lint from binding wheel; suffix "TG"