



Series 400-7700

Load Capacity 100-400 Lbs. Each Caster

Recommended for tool boxes, bakery racks, dollies, stock trucks, hotel trucks, and other institutional uses requiring good mobility.



CASTERS

- **Swivel Casters** — Heavy-gauge steel top plate is attached to a full-drawn steel horn with hardened raceways
- **Load Bearings** — Two full, independent rows of hardened, polished ball bearings roll freely in large-diameter, lubricated raceways
- **Kingpin** — Fully annealed kingpin holds raceways precisely in alignment
- **Wheel Bearings** — Plain sealed ball bearings and precision bearings
- **Finish**—Corrosion-resistant zinc

Wheel Options



Dyna-Tred TPR
Grey Tread



Dyna-Tred PU
Dark Grey Tread



RT



K-Wheel



Hard rubber



Polypropylene



Soft Rubber

Series 400-7700

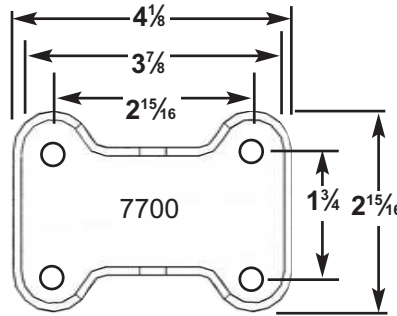
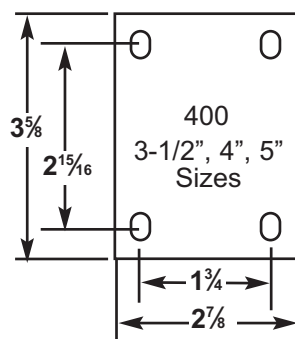
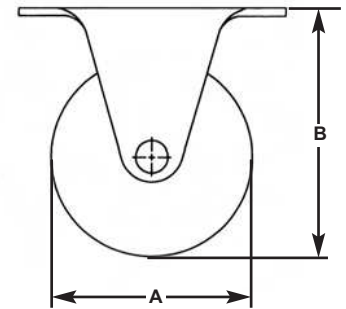
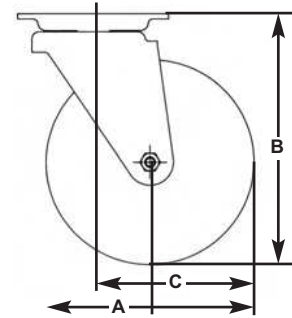
Load Capacity 100-400 Lbs. Each Caster

Wheel Diameter (A)	2½"	3"	3½"	4"	5"	6"
Overall Height (B)	3⅝"	3⅜"	4¾"	5"	6⅛"	7⅛"
Swivel Radius (C)	2⅝"	2¼"	3⅜"	3⅜"	3⅜"	4⅜"

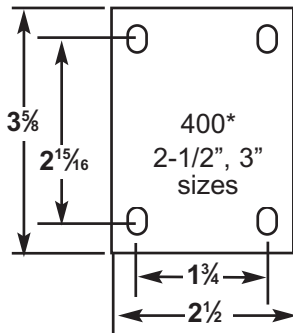
OPTIONS:

1. Rollock Brake (Add RB Suffix - Ex: 496-4RB) 3½", 4", 5" Swivel Casters only.
2. Thread Guards (Add TG Suffix - Ex: 427-4SB)
3. Side Brake (Add SB Suffix - Ex: 496-4TG)
4. Wheel Face Brake (Add WFB Suffix - Ex: 496-4WFB)

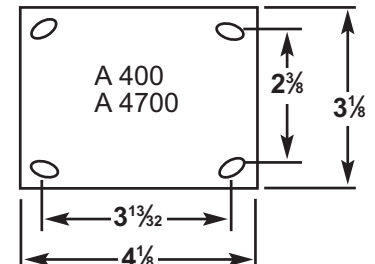
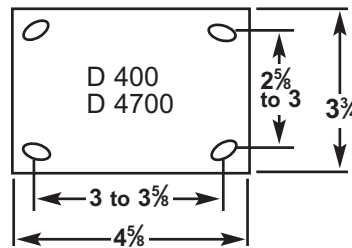
NOTE: Wheel Face Brake should not be used with High Temperature RT Wheel Casters. Bolt and Nut Axle assembly standard on this product line.



Mounting Bolt Dia. — ⅝"
Axle Size — ⅜"; *2½"x1⅜" axle size is ⅝"




OPTIONAL TOP PLATES



Optional Top Plates: Add "A" or "D" prefix to caster number - Ex: A421-3

*This top plate is also used on H400

Options



Wheel Face Brake



Side Brake



Thread Guard*



Rollock Brake

*Side Brake: Foot-operated friction brake positively locks wheel; suffix "SB"

*Thread Guard: Large diameter thread guards prevent loose threads and lint from binding wheel; suffix "TG"



Series 400-7700

Load Capacity 100-400 Lbs. Each Caster

Wheel Dia. (In.)	Tread Width (In.)	Wheel Material	Wheel Bearing	Load Rating (Lbs.)	Swivel Caster Desc.	Order No.	Rigid Caster Desc.	Order No.
2½	1¼	Soft Rubber	Plain	100	421-2½	25424	7721-2½	25110
		Hard Rubber	Plain	200	427-2½	25447	7727-2½	25111
		Polypropylene	Plain	200	460-2½	25436	7760-2½	25112
3	1¼	Soft Rubber	Plain	175	421-3	24578	7721-3	25113
		Hard Rubber	Plain	270	427-3	25451	7727-3	25114
		K-Wheel	Plain	270	442-3	25361	7742-3	25115
		Polypropylene	Plain	270	460-3	25518	7760-3	25116
		Dyna-Tred TPR	Delrin	180	490-3	25872	7790-3	27436
		Dyna-Tred TPR	Precision	180	493-3TG	25873	7793-3TG	27437
		Dyna-Tred PU	Delrin	225	496-3	25874	7796-3	27433
		Dyna-Tred PU	Precision	225	499-3TG	25875	7799-3TG	27434
3½	1¼	Dyna-Tred TPR	Delrin	225	490-3½	25655	7790-3½	27274
		Dyna-Tred TPR	Precision	225	493-3½TG	25910	7793-3½TG	27169
		Dyna-Tred PU	Delrin	250	496-3½	25658	7796-3½	27277
	Dyna-Tred PU	Precision	250	499-3½TG	25911	7799-3½TG	27170	
	15/16	Soft Rubber	Plain	200	421-3½	25408	7721-3½	25118
		Soft Rubber	Plain	200	A421-3½TG	25496	A4721-3½TG	27207
		Hard Rubber	Plain	275	427-3½	25510	7727-3½	25119
		Hard Rubber	Plain	275	A427-3½	25511	A4727-3½	27208
		Hard Rubber	Plain	275	D427-3½	25531	D4727-3½	27235
		Polypropylene	Plain	275	460S-3½	25940	7760S-3½	27191
1½	RT Wheel - Standard	Plain	400	464W-3½	25884	7764W-3½	27430	
	RT Wheel - High Temp.	Plain	400	464W-HT-3½	25881	7764W-HT-3½	27427	
4	1¼	Soft Rubber	Plain	200	421-4	25413	7721-4	27280
		Soft Rubber	Plain	200	A421-4	25532	A4721-4	27213
		Hard Rubber	Plain	275	427-4	25460	7727-4	25099
		Hard Rubber	Plain	275	A427-4	25514	A4727-4	27307
		K-Wheel	Plain	400	442-4	25362	7742-4	25102
		Polypropylene	Plain	300	460S-4	25475	7760S-4	25105
		Dyna-Tred TPR	Delrin	250	490-4	25656	7790-4	27275
		Dyna-Tred TPR	Precision	250	493-4 TG	25916	7793-4 TG	27233
	1½	Dyna-Tred PU	Delrin	300	496-4	25659	7796-4	27278
		Dyna-Tred PU	Precision	300	499-4 TG	25917	7799-4 TG	27234
		Polypropylene	Plain	350	A460S-4	25465	A4760S-4	27209
		RT Wheel - Standard	Plain	400	464W-4	25885	7764W-4	27431
		RT Wheel - High Temp.	Plain	400	464W-HT-4	25882	7764W-HT-4	27428
		RT Wheel - High Temp.	Plain	400	A464W-HT-4	25890	-	-
5	1¼	Soft Rubber	Plain	200	421-5	25533	7721-5	27281
		Soft Rubber	Plain	200	A421-5	25530	A4721-5	27310
		Hard Rubber	Plain	300	427-5	25467	7727-5	25109
		Hard Rubber	Plain	300	A427-5	25506	A4727-5	27313
		K-Wheel	Plain	400	442-5	25364	7742-5	27299
		Polypropylene	Plain	350	460S-5	25519	7760S-5	27293
		Dyna-Tred TPR	Delrin	300	490-5	25657	7790-5	27276
		Dyna-Tred TPR	Precision	300	493-5TG	25928	7793-5TG	27311
		Dyna-Tred PU	Delrin	325	496-5	25660	7796-5	27279
	Dyna-Tred PU	Precision	325	499-5TG	25929	7799-5TG	27312	
	1½	RT Wheel - Standard	Plain	400	464W-5	25886	7764W-5	27432
		RT Wheel - High Temp.	Plain	400	464W-HT-5	25883	7764W-HT-5	27429
	2	Polypropylene	Plain	400	460-5	25937	7760-5	27392
		Polypropylene	Plain	400	460-5RB	25971	-	-
6	1¾	Dyna-Tred TPR	Delrin	325	490-6	25743	4790-6	27257
		Dyna-Tred TPR	Sealed Ball	325	492-6	25938	4792-6	27251
		Dyna-Tred PU	Delrin	350	496-6	25979	4796-6	27240
		Dyna-Tred PU	Sealed Ball	350	497-6	25706	4797-6	27241

Other wheel materials available. Contact factory. See page 34 for dimensional chart.