























1/2" DRIVE

1/2" DRIVE 6 POINT SAE/METRIC DEEP LENGTH SOCKETS

- Surface Drive® technology reduces fastener rounding
- Chrome Vanadium alloy steel for long lasting durability
- Nickel chrome plated for long lasting protection




Cat. No.	System	Fastener Size	Length	Width	Height	Weight
CDDS55	SAE 	7/16"	5.39 in	0.87 in	1.69 in	0.27 lb
CDDS56	SAE 	1/2"	5.39 in	0.87 in	1.69 in	0.27 lb
CDDS57	SAE 	9/16"	5.39 in	0.87 in	1.69 in	0.27 lb
CDDS58	SAE 	5/8"	5.39 in	0.87 in	1.69 in	0.27 lb
CDDS59	SAE 	11/16"	5.39 in	0.95 in	1.69 in	0.32 lb
CDDS60	SAE 	3/4"	5.39 in	1.06 in	1.69 in	0.38 lb
CDDS61	SAE 	13/16"	5.39 in	1.10 in	1.69 in	0.45 lb
CDDS62	SAE 	7/8"	5.39 in	1.18 in	1.69 in	0.53 lb
CDDS63	SAE 	15/16"	5.39 in	1.26 in	1.69 in	0.59 lb
CDDS64	SAE 	1"	5.39 in	1.34 in	1.69 in	0.69 lb
CDDS65	SAE 	1-1/16"	5.39 in	1.42 in	1.69 in	0.76 lb
CDDS66	SAE 	1-1/8"	5.39 in	1.50 in	1.69 in	0.87 lb
CDDS67	SAE 	1-1/4"	5.39 in	1.69 in	1.69 in	1.05 lb
CDDS71	Metric 	12 mm	5.39 in	0.87 in	1.69 in	0.28 lb
CDDS72	Metric 	13 mm	5.39 in	0.87 in	1.69 in	0.28 lb
CDDS73	Metric 	14 mm	5.39 in	0.87 in	1.69 in	0.28 lb
CDDS74	Metric 	15 mm	5.39 in	0.87 in	1.69 in	0.28 lb
CDDS75	Metric 	16 mm	5.39 in	0.87 in	1.69 in	0.28 lb
CDDS76	Metric 	17 mm	5.39 in	0.95 in	1.69 in	0.33 lb
CDDS77	Metric 	18 mm	5.39 in	1.02 in	1.69 in	0.38 lb
CDDS78	Metric 	19 mm	5.39 in	1.02 in	1.69 in	0.38 lb
CDDS80	Metric 	21 mm	5.39 in	1.10 in	1.69 in	0.48 lb

CMHT38 52 PC. 3/8" DRIVE WATERFALL

Cat. No.	Description
CDS25	3/8" Dr. Socket, 12 Pt., 3/8"
CDS26	3/8" Dr. Socket, 12 Pt., 7/16"
CDS27	3/8" Dr. Socket, 12 Pt., 1/2"
CDS28	3/8" Dr. Socket, 12 Pt., 9/16"
CDS29	3/8" Dr. Socket, 12 Pt., 5/8"
CDS30	3/8" Dr. Socket, 12 Pt., 11/16"
CDS31	3/8" Dr. Socket, 12 Pt., 3/4"
CDS32	3/8" Dr. Socket, 12 Pt., 13/16"
CDS33	3/8" Dr. Socket, 12 Pt., 7/8"
CSPS0	3/8" Dr., Spark Plug Socket, 5/8"
CSPS2	3/8" Dr., Spark Plug Socket, 13/16"
CDS39	3/8" Dr. Socket, 12 Pt., 9 mm
CDS40	3/8" Dr. Socket, 12 Pt., 10 mm
CDS41	3/8" Dr. Socket, 12 Pt., 11 mm
CDS42	3/8" Dr. Socket, 12 Pt., 12 mm
CDS43	3/8" Dr. Socket, 12 Pt., 13 mm
CDS44	3/8" Dr. Socket, 12 Pt., 14 mm
CDS45	3/8" Dr. Socket, 12 Pt., 15 mm
CDS46	3/8" Dr. Socket, 12 Pt., 16 mm
CDS47	3/8" Dr. Socket, 12 Pt., 17 mm
CDS48	3/8" Dr. Socket, 12 Pt., 18 mm

Cat. No.	Description
CDS49	3/8" Dr. Socket, 12 Pt., 19 mm
CDS51	3/8" Dr. Socket, 12 Pt., 21 mm
CDDS39	3/8" Dr. Socket, Deep 12 Pt., 9 mm
CDDS40	3/8" Dr. Socket, Deep 12 Pt., 10 mm
CDDS41	3/8" Dr. Socket, Deep 12 Pt., 11 mm
CDDS42	3/8" Dr. Socket, Deep 12 Pt., 12 mm
CDDS43	3/8" Dr. Socket, Deep 12 Pt., 13 mm
CDDS44	3/8" Dr. Socket, Deep 12 Pt., 14 mm
CDDS45	3/8" Dr. Socket, Deep 12 Pt., 15 mm
CDDS46	3/8" Dr. Socket, Deep 12 Pt., 16 mm
CDDS47	3/8" Dr. Socket, Deep 12 Pt., 17 mm
CDDS48	3/8" Dr. Socket, Deep 12 Pt., 18 mm
CD3S49	3/8" Dr. Socket, Deep 12 Pt., 19 mm
CRW6	3/8" Dr., 72 Tooth, Quick Rel, Full Polish
CRW7	3/8" Dr., 72 Tooth, Quick Rel, Dual Material
CDTA8	3/8" Dr., Extension, 3"
CDTA9	3/8" Dr., Extension, 6"
CDTA10	3/8" Dr., Extension, 10"
CDTA1	3/8" F x 1/4" M Adapter
CDTA2	3/8" F x 1/2" M Adapter



Cat. No.	Description
CDTA17	3/8" Dr., Universal Joint
CDDS25	3/8" Dr., Deep, Socket, 6 Pt., 3/8"
CDDS26	3/8" Dr., Deep, Socket, 6 Pt., 7/16"
CDDS27	3/8" Dr., Deep, Socket, 6 Pt., 1/2"
CDDS28	3/8" Dr., Deep, Socket, 6 Pt., 9/16"
CDDS29	3/8" Dr., Deep, Socket, 6 Pt., 5/8"
CDDS30	3/8" Dr., Deep, Socket, 6 Pt., 11/16"
CDDS31	3/8" Dr., Deep, Socket, 6 Pt., 3/4"
CDDS32	3/8" Dr., Deep, Socket, 6 Pt., 13/16"
CDDS33	3/8" Dr., Deep, Socket, 6 Pt., 7/8"
	Display Rack and Backer

CMHT12 58 PC. 1/2" DRIVE WATERFALL

Cat. No.	Description
CDDS55	1/2" Dr. Socket, Deep, 6 Pt., 7/16"
CDDS56	1/2" Dr. Socket, Deep, 6 Pt., 1/2"
CDDS57	1/2" Dr. Socket, Deep, 6 Pt., 9/16"
CDDS58	1/2" Dr. Socket, Deep, 6 Pt., 5/8"
CDDS59	1/2" Dr. Socket, Deep, 6 Pt., 11/16"
CDDS60	1/2" Dr. Socket, Deep, 6 Pt., 3/4"
CDDS61	1/2" Dr. Socket, Deep, 6 Pt., 13/16"
CDDS62	1/2" Dr. Socket, Deep, 6 Pt., 7/8"
CDDS63	1/2" Dr. Socket, Deep, 6 Pt., 15/16"
CDDS64	1/2" Dr. Socket, Deep, 6 Pt., 1"
CDDS65	1/2" Dr. Socket, Deep, 6 Pt., 1-1/16"
CDDS66	1/2" Dr. Socket, Deep, 6 Pt., 1-1/8"
CDDS67	1/2" Dr. Socket, Deep, 6 Pt., 1-1/4"
CDS53	1/2" Dr. Socket, 12 Pt., 7/16"
CDS54	1/2" Dr. Socket, 12 Pt., 1/2"
CDS55	1/2" Dr. Socket, 12 Pt., 9/16"
CDS56	1/2" Dr. Socket, 12 Pt., 5/8"
CDS57	1/2" Dr. Socket, 12 Pt., 11/16"
CDS58	1/2" Dr. Socket, 12 Pt., 3/4"
CDS59	1/2" Dr. Socket, 12 Pt., 13/16"

Cat. No.	Description
CDS60	1/2" Dr. Socket, 12 Pt., 7/8"
CDS61	1/2" Dr. Socket, 12 Pt., 15/16"
CDS62	1/2" Dr. Socket, 12 Pt., 1"
CDS63	1/2" Dr. Socket, 12 Pt., 1-1/16"
CDS64	1/2" Dr. Socket, 12 Pt., 1-1/8"
CDS66	1/2" Dr. Socket, 12 Pt., 1-1/4"
CSPS3	1/2" Dr., Spark Plug Socket, 5/8"
CSPS4	1/2" Dr., Spark Plug Socket, 13/16"
CDS72	1/2" Dr. Socket, 12 Pt., 12 mm
CDS73	1/2" Dr. Socket, 12 Pt., 13 mm
CDS74	1/2" Dr. Socket, 12 Pt., 14 mm
CDS75	1/2" Dr. Socket, 12 Pt., 15 mm
CDS76	1/2" Dr. Socket, 12 Pt., 16 mm
CDS77	1/2" Dr. Socket, 12 Pt., 17 mm
CDS78	1/2" Dr. Socket, 12 Pt., 18 mm
CDS79	1/2" Dr. Socket, 12 Pt., 19 mm
CDS80	1/2" Dr. Socket, 12 Pt., 20 mm
CDS81	1/2" Dr. Socket, 12 Pt., 21 mm
CDS82	1/2" Dr. Socket, 12 Pt., 22 mm
CDS84	1/2" Dr. Socket, 12 Pt., 24 mm

Cat. No.	Description
CDS87	1/2" Dr. Socket, 12 Pt., 27 mm
CDDS72	1/2" Dr. Socket, Deep, 6 Pt., 13 mm
CDDS73	1/2" Dr. Socket, Deep, 6 Pt., 14 mm
CDDS74	1/2" Dr. Socket, Deep, 6 Pt., 15 mm
CDDS75	1/2" Dr. Socket, Deep, 6 Pt., 16 mm
CDDS76	1/2" Dr. Socket, Deep, 6 Pt., 17 mm
CDDS77	1/2" Dr. Socket, Deep, 6 Pt., 18 mm
CDDS78	1/2" Dr. Socket, Deep, 6 Pt., 19 mm
CDDS80	1/2" Dr. Socket, Deep, 6 Pt., 21 mm
CRW12	1/2" Dr., 60-72 Tooth, Quick Rel, Full Polish
CRW13	1/2" Dr., 60-72 Tooth, Quick Rel, Dual Material
CDTA11	1/2" Dr., Extension, 3"
CDTA12	1/2" Dr., Extension, 5"
CDTA13	1/2" Dr., Extension, 10"
CRW16	1/2" Dr. Flex Handle, 18"
CDTA3	1/2" F x 3/8" M Adapter
CDTA4	1/2" F x 3/4" M Adapter
CDTA18	1/2" Dr., Universal Joint
	Display Rack and Backer