
























## 3/8" DRIVE

### 3/8" DRIVE 6 POINT SAE/METRIC DEEP LENGTH SOCKETS

- Surface Drive® technology reduces fastener rounding
- Chrome Vanadium alloy steel for long lasting durability
- Nickel chrome plated for long lasting protection




Cat. No.	System	Fastener Size	Length	Width	Height	Weight
CDDS23	SAE 	1/4"	4.88 in	0.67 in	1.69 in	0.15 lb
CDDS24	SAE 	5/16"	4.88 in	0.67 in	1.69 in	0.15 lb
CDDS25	SAE 	3/8"	4.88 in	0.67 in	1.69 in	0.15 lb
CDDS26	SAE 	7/16"	4.88 in	0.67 in	1.69 in	0.15 lb
CDDS27	SAE 	1/2"	4.88 in	0.75 in	1.69 in	0.18 lb
CDDS28	SAE 	9/16"	4.88 in	0.79 in	1.69 in	0.19 lb
CDDS29	SAE 	5/8"	4.88 in	0.91 in	1.69 in	0.23 lb
CDDS30	SAE 	11/16"	4.88 in	0.98 in	1.69 in	0.27 lb
CDDS31	SAE 	3/4"	4.88 in	1.02 in	1.69 in	0.32 lb
CDDS32	SAE 	13/16"	4.88 in	1.10 in	1.69 in	0.36 lb
CDDS33	SAE 	7/8"	4.88 in	1.18 in	4.33 in	0.41 lb
CDDS38	Metric 	8 mm	4.88 in	0.67 in	1.69 in	0.14 lb
CDDS39	Metric 	9 mm	4.88 in	0.67 in	1.69 in	0.14 lb
CDDS40	Metric 	10 mm	4.88 in	0.67 in	1.69 in	0.15 lb
CDDS41	Metric 	11 mm	4.88 in	0.67 in	1.69 in	0.15 lb
CDDS42	Metric 	12 mm	4.88 in	0.71 in	1.69 in	0.16 lb
CDDS43	Metric 	13 mm	4.88 in	0.75 in	1.69 in	0.18 lb
CDDS44	Metric 	14 mm	4.88 in	0.79 in	1.69 in	0.19 lb
CDDS45	Metric 	15 mm	4.88 in	0.83 in	1.69 in	0.21 lb
CDDS46	Metric 	16 mm	4.88 in	0.87 in	1.69 in	0.23 lb
CDDS47	Metric 	17 mm	4.88 in	0.95 in	1.69 in	0.27 lb
CDDS48	Metric 	18 mm	4.88 in	1.02 in	1.69 in	0.31 lb
CDDS49	Metric 	19 mm	4.88 in	1.02 in	1.69 in	0.31 lb

## CMHT38 52 PC. 3/8" DRIVE WATERFALL

Cat. No.	Description
CDS25	3/8" Dr. Socket, 12 Pt., 3/8"
CDS26	3/8" Dr. Socket, 12 Pt., 7/16"
CDS27	3/8" Dr. Socket, 12 Pt., 1/2"
CDS28	3/8" Dr. Socket, 12 Pt., 9/16"
CDS29	3/8" Dr. Socket, 12 Pt., 5/8"
CDS30	3/8" Dr. Socket, 12 Pt., 11/16"
CDS31	3/8" Dr. Socket, 12 Pt., 3/4"
CDS32	3/8" Dr. Socket, 12 Pt., 13/16"
CDS33	3/8" Dr. Socket, 12 Pt., 7/8"
CSPS0	3/8" Dr., Spark Plug Socket, 5/8"
CSPS2	3/8" Dr., Spark Plug Socket, 13/16"
CDS39	3/8" Dr. Socket, 12 Pt., 9 mm
CDS40	3/8" Dr. Socket, 12 Pt., 10 mm
CDS41	3/8" Dr. Socket, 12 Pt., 11 mm
CDS42	3/8" Dr. Socket, 12 Pt., 12 mm
CDS43	3/8" Dr. Socket, 12 Pt., 13 mm
CDS44	3/8" Dr. Socket, 12 Pt., 14 mm
CDS45	3/8" Dr. Socket, 12 Pt., 15 mm
CDS46	3/8" Dr. Socket, 12 Pt., 16 mm
CDS47	3/8" Dr. Socket, 12 Pt., 17 mm
CDS48	3/8" Dr. Socket, 12 Pt., 18 mm

Cat. No.	Description
CDS49	3/8" Dr. Socket, 12 Pt., 19 mm
CDS51	3/8" Dr. Socket, 12 Pt., 21 mm
CDDS39	3/8" Dr. Socket, Deep 12 Pt., 9 mm
CDDS40	3/8" Dr. Socket, Deep 12 Pt., 10 mm
CDDS41	3/8" Dr. Socket, Deep 12 Pt., 11 mm
CDDS42	3/8" Dr. Socket, Deep 12 Pt., 12 mm
CDDS43	3/8" Dr. Socket, Deep 12 Pt., 13 mm
CDDS44	3/8" Dr. Socket, Deep 12 Pt., 14 mm
CDDS45	3/8" Dr. Socket, Deep 12 Pt., 15 mm
CDDS46	3/8" Dr. Socket, Deep 12 Pt., 16 mm
CDDS47	3/8" Dr. Socket, Deep 12 Pt., 17 mm
CDDS48	3/8" Dr. Socket, Deep 12 Pt., 18 mm
CD3S49	3/8" Dr. Socket, Deep 12 Pt., 19 mm
CRW6	3/8" Dr., 72 Tooth, Quick Rel, Full Polish
CRW7	3/8" Dr., 72 Tooth, Quick Rel, Dual Material
CDTA8	3/8" Dr., Extension, 3"
CDTA9	3/8" Dr., Extension, 6"
CDTA10	3/8" Dr., Extension, 10"
CDTA1	3/8" F x 1/4" M Adapter
CDTA2	3/8" F x 1/2" M Adapter



Cat. No.	Description
CDTA17	3/8" Dr., Universal Joint
CDDS25	3/8" Dr., Deep, Socket, 6 Pt., 3/8"
CDDS26	3/8" Dr., Deep, Socket, 6 Pt., 7/16"
CDDS27	3/8" Dr., Deep, Socket, 6 Pt., 1/2"
CDDS28	3/8" Dr., Deep, Socket, 6 Pt., 9/16"
CDDS29	3/8" Dr., Deep, Socket, 6 Pt., 5/8"
CDDS30	3/8" Dr., Deep, Socket, 6 Pt., 11/16"
CDDS31	3/8" Dr., Deep, Socket, 6 Pt., 3/4"
CDDS32	3/8" Dr., Deep, Socket, 6 Pt., 13/16"
CDDS33	3/8" Dr., Deep, Socket, 6 Pt., 7/8"
	Display Rack and Backer

## CMHT12 58 PC. 1/2" DRIVE WATERFALL

Cat. No.	Description
CDDS55	1/2" Dr. Socket, Deep, 6 Pt., 7/16"
CDDS56	1/2" Dr. Socket, Deep, 6 Pt., 1/2"
CDDS57	1/2" Dr. Socket, Deep, 6 Pt., 9/16"
CDDS58	1/2" Dr. Socket, Deep, 6 Pt., 5/8"
CDDS59	1/2" Dr. Socket, Deep, 6 Pt., 11/16"
CDDS60	1/2" Dr. Socket, Deep, 6 Pt., 3/4"
CDDS61	1/2" Dr. Socket, Deep, 6 Pt., 13/16"
CDDS62	1/2" Dr. Socket, Deep, 6 Pt., 7/8"
CDDS63	1/2" Dr. Socket, Deep, 6 Pt., 15/16"
CDDS64	1/2" Dr. Socket, Deep, 6 Pt., 1"
CDDS65	1/2" Dr. Socket, Deep, 6 Pt., 1-1/16"
CDDS66	1/2" Dr. Socket, Deep, 6 Pt., 1-1/8"
CDDS67	1/2" Dr. Socket, Deep, 6 Pt., 1-1/4"
CDS53	1/2" Dr. Socket, 12 Pt., 7/16"
CDS54	1/2" Dr. Socket, 12 Pt., 1/2"
CDS55	1/2" Dr. Socket, 12 Pt., 9/16"
CDS56	1/2" Dr. Socket, 12 Pt., 5/8"
CDS57	1/2" Dr. Socket, 12 Pt., 11/16"
CDS58	1/2" Dr. Socket, 12 Pt., 3/4"
CDS59	1/2" Dr. Socket, 12 Pt., 13/16"

Cat. No.	Description
CDS60	1/2" Dr. Socket, 12 Pt., 7/8"
CDS61	1/2" Dr. Socket, 12 Pt., 15/16"
CDS62	1/2" Dr. Socket, 12 Pt., 1"
CDS63	1/2" Dr. Socket, 12 Pt., 1-1/16"
CDS64	1/2" Dr. Socket, 12 Pt., 1-1/8"
CDS66	1/2" Dr. Socket, 12 Pt., 1-1/4"
CSPS3	1/2" Dr., Spark Plug Socket, 5/8"
CSPS4	1/2" Dr., Spark Plug Socket, 13/16"
CDS72	1/2" Dr. Socket, 12 Pt., 12 mm
CDS73	1/2" Dr. Socket, 12 Pt., 13 mm
CDS74	1/2" Dr. Socket, 12 Pt., 14 mm
CDS75	1/2" Dr. Socket, 12 Pt., 15 mm
CDS76	1/2" Dr. Socket, 12 Pt., 16 mm
CDS77	1/2" Dr. Socket, 12 Pt., 17 mm
CDS78	1/2" Dr. Socket, 12 Pt., 18 mm
CDS79	1/2" Dr. Socket, 12 Pt., 19 mm
CDS80	1/2" Dr. Socket, 12 Pt., 20 mm
CDS81	1/2" Dr. Socket, 12 Pt., 21 mm
CDS82	1/2" Dr. Socket, 12 Pt., 22 mm
CDS84	1/2" Dr. Socket, 12 Pt., 24 mm

Cat. No.	Description
CDS87	1/2" Dr. Socket, 12 Pt., 27 mm
CDDS72	1/2" Dr. Socket, Deep, 6 Pt., 13 mm
CDDS73	1/2" Dr. Socket, Deep, 6 Pt., 14 mm
CDDS74	1/2" Dr. Socket, Deep, 6 Pt., 15 mm
CDDS75	1/2" Dr. Socket, Deep, 6 Pt., 16 mm
CDDS76	1/2" Dr. Socket, Deep, 6 Pt., 17 mm
CDDS77	1/2" Dr. Socket, Deep, 6 Pt., 18 mm
CDDS78	1/2" Dr. Socket, Deep, 6 Pt., 19 mm
CDDS80	1/2" Dr. Socket, Deep, 6 Pt., 21 mm
CRW12	1/2" Dr., 60-72 Tooth, Quick Rel, Full Polish
CRW13	1/2" Dr., 60-72 Tooth, Quick Rel, Dual Material
CDTA11	1/2" Dr., Extension, 3"
CDTA12	1/2" Dr., Extension, 5"
CDTA13	1/2" Dr., Extension, 10"
CRW16	1/2" Dr. Flex Handle, 18"
CDTA3	1/2" F x 3/8" M Adapter
CDTA4	1/2" F x 3/4" M Adapter
CDTA18	1/2" Dr., Universal Joint
	Display Rack and Backer