

PARTS LIST

ORDERING INFORMATION

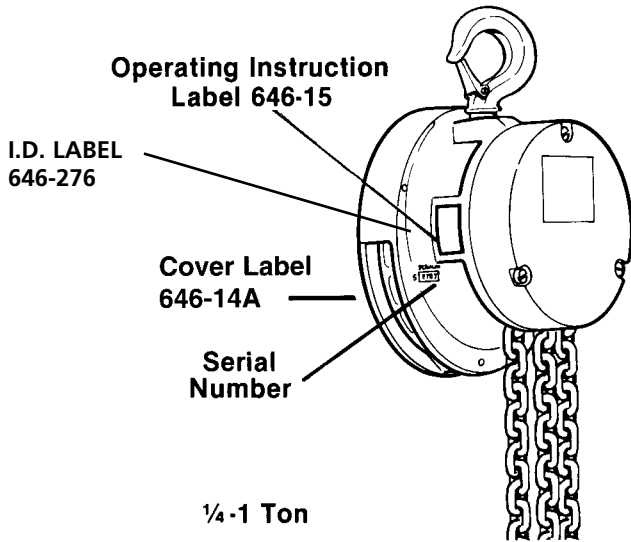
The following information must accompany all correspondence or repair parts orders.

- 1) Hoist capacity.
- 2) Serial Number - this is stamped on the hoist frames as shown below.

For parts orders also specify:

- 1) Quantity desired.
- 2) Key number of part.
- 3) Part name.
- 4) Part number.

When ordering replacement parts, consideration should be given to the need to replace other items: bearings, fasteners, gaskets, etc. Items that may be damaged or lost during disassembly or just unfit for future use because of deterioration from age or service.



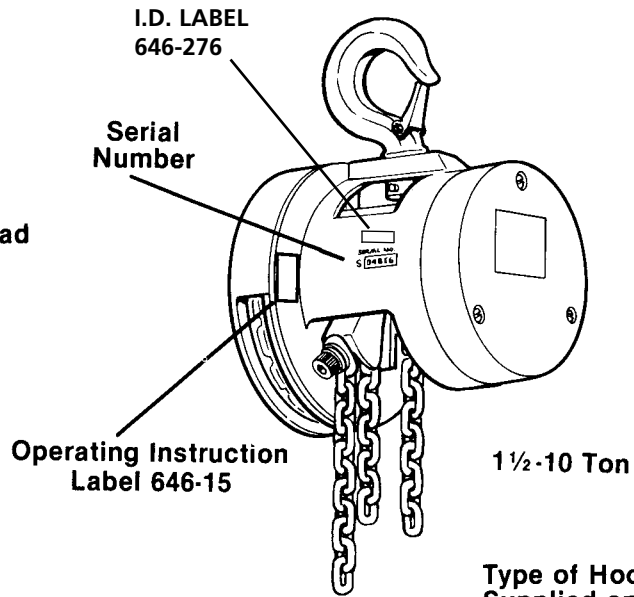
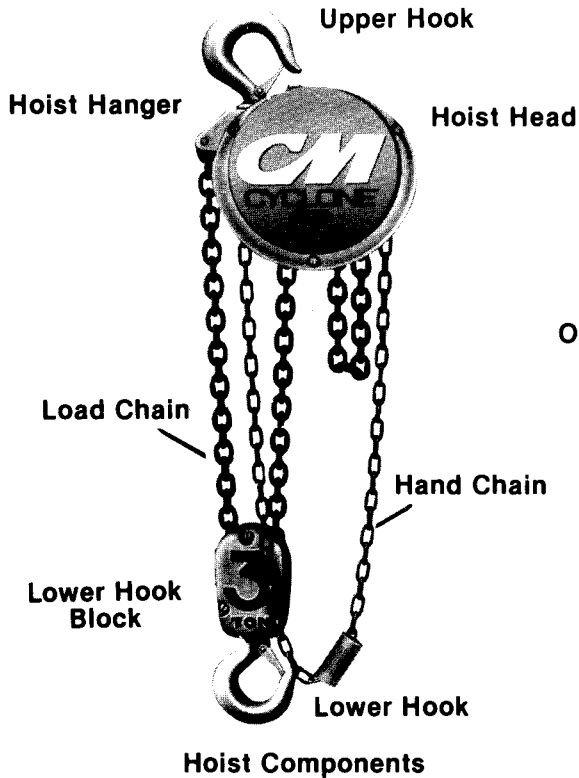
WARNING

Using "Commercial" or other manufacturer's parts to repair the Cyclone Hand and Low Headroom Trolley Hoists may cause load loss.

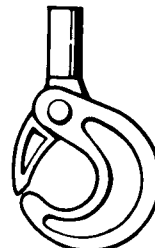
To Avoid Injury:

Order all replacement parts from CM. Parts may look alike but often CM parts are made of specific materials or processed to achieve specific properties.

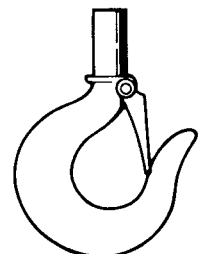
Parts should be ordered from CM's Master Parts Depots conveniently located throughout the United States. Refer to page i of this manual to locate the Hoist Parts Depot nearest you.



Type of Hooks Supplied on Hoists:



Latchlok Type Hook



Latch Type Hook

Figure 24. Ordering Information

CYCLONE HAND HOIST PARTS LISTS

Key No.	No. Req'd	Part Name	Capacity - Ton				
			¼ & ½	1	1½ & 2	5 & 6	8 & 10
			Part Number				
646-1	1	Frame with Upper Hook (includes Items 646-1A thru 646-1F and 646-15)-Not Shown	C701	C702	--		
646-1A	1	Frame	45612C		--		
646-1B	1	Upper Hook (Includes Latch) - Latch Type	45601	45602	--		
646-1B	1	Upper Hook - Latchlok Type	1020	1022	--		
646-1C	2	Upper Hook Washer	45930		--		
646-1D	1	Upper Hook Collar	41350	27359	--		
646-1E	1	Upper Hook Collar Pin	45940	45941	--		
646-1F	1	Upper Hook Sleeve	45930	--	--		
646-2A	1	Load Chain Guide	45047	45048	--		
646-2B	2	Load Chain Guide Screw	945807		--		
646-2C	2	Load Chain Guide Screw L.W.	945851		--		
646-3A	1	Stripper	45043		--		
646-3B	1	Stripper Screw	983745		--		
646-3C	1	Stripper Screw L.W.	940830		--		
646-4	1	Handwheel Shaft and Pinion with Bearings (Items 646-4A thru 646-4D-Not Shown)	C703	C704	--		
646-4A	1	Handwheel Shaft and Pinion	45353	45354	--		
646-4B	1	Pinion Shaft Bearing (Handwheel End)	88437		--		
646-4C	1	Pinion Shaft Bearing (Gear End)	88444		--		
646-4D	1	Handwheel Shaft Snap Ring	45873		--		
646-5	1	Pawl			45038		
646-5A	1	Pawl Bushing			45735		
646-6	1	Pawl Retaining Washer			45910		
646-7	1	Pawl Stud Snap Ring			45767		
646-8	1	Pawl Spring			45730		
646-9	1	Brake Assembly (Items 646-9A, 646-9B and 646-9CD)-Not Shown			C705		
646-9A	1	Friction Hub			45007		
646-9B	2	Friction Washer	45741 For Units With Load Limiters, 45831 For Units Without Load Limiters				
646-9CD	1	Ratchet with Bushing			45614		
646-9D	1	Ratchet Bushing			45718		
646-10	1	Non-Load Limiter Handwheel			46699		
646-11	1	Handwheel Shaft Nut Washer			45915		
646-12	1	Handwheel Shaft Nut			931717		
646-13	1	Friction Hub Key			45770		
646-14	1	Handwheel Cover			46005		
646-14A	1	Cover Label	946753		--		
646-15	1	Operating Instruction Label (See page 16)-Not Shown			946900		
646-15A	3	Handwheel Cover Screw			982698		
646-16	1	Liftwheel with Bearings (Items 646-16A thru 646-16D)-Not Shown	C706	C707	--		
646-16A	1	Liftwheel	45364	45365	--		
646-16B	1	Liftwheel Bearing (Handwheel End)	88489		--		
646-16C	1	Liftwheel Bearing (Gear End)	88429		--		
646-16D	1	Liftwheel Snap Ring	45871		--		
646-17A	1	Frame Bearing Retainer	45750		--		
646-17B	2	Frame Bearing Retainer Screw	987716		--		
646-18	1	Liftwheel Gear	45061	45060	--		
646-19	1	Liftwheel Gear Key	989101		--		
646-20	1	Liftwheel Gear Snap Ring	68703		--		
646-24	1	Gear Cover with Capacity Insert	C708 for ¼ Ton, C721 for ½ Ton and C722 for 1 Ton				
646-24A	1	Capacity Insert	46705 (¼ Ton)		--		
			46706 (½ Ton)		--		
			46707 (1 Ton)		--		
646-24B	2	Capacity Insert Pin			988271		
646-24C	3	Gear Cover Screw	987322		--		
646-24D	1	Gear Cover Gasket	45745		--		
646-25A	1	Loose End Screw	946801		--		
646-25B	1	Loose End Screw Washer	954807		--		
646-29	1	Lower Hook and Block Assembly-Latch Type Hook	28683	45668	--		
646-29A	1	Lower Hook with Latch-Latch Type Hook	28686		35611		
646-29A	1	Lower Hook-Latchlok Type Hook	1051		--		
646-29B	1	Hook Block Body	45401		--		
646-29D	1	Lower Hook Washer	945921		--		
646-29E	1	Lower Hook Thrust Bearing	88485		--		
646-29F	1	Lower Hook Nut	982526		--		
646-29G	1	Lower Hook Nut Pin	983772		--		
646-29H	1	Lower Hook Chain Block	28007	45016	--		
646-29J	1	Hook Block Pin	45943		--		
646-30	1	Load Chain (Specify Lift or Length Req'd)	85839	85841	--		
646-31	1	Hand Chain (Specify Lift or Length Req'd)			85808		
646-32	1	Warning Tube			946735		
646-38	2	Latch Kit	45661	45662	--		
646-45	1	Hand Chain Connecting Link			945490		
646-101	1	Frame with Upper Hook (includes Items 646-101A thru 646-101E and 646-15)-Not Shown			C730		--
646-101A	1	Frame			45613C		