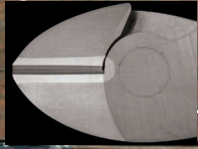


CUTTING PLIERS

NOT ALL CUTTING EDGES ARE THE SAME...



Laser heat-treated cutting edges last longer.

Les surfaces de coupe thermotraitées au laser durent plus longtemps.

Los dientes y bordes de corte termotratados por láser dan mayor rendimiento.

Only CHANNELLOCK® uses precision machined knife and anvil style cutting edges to ensure perfect mating and superior cutting edge life.

Seul CHANNELLOCK® utilise des bords tranchants de type couteau et contre-lame usinés avec précision afin d'assurer un ajustement parfait et une durabilité supérieure des tranchants.

Sólo CHANNELLOCK® utiliza filos de corte de precisión con cuchillos de estilo "punto y plano" que aseguran el alineamiento perfecto y una mayor duración del filo de corte.




Knife Anvil

Channellock's knife and anvil cutters ensure proper cutting edge alignment, resulting in a clean cut every time.

La conception couteau sur surface d'appui des tranchants assure un alignement correct et donc une coupe propre en toutes circonstances.

Los cortadores tipo cuchillo de "punto y plano" Channellock aseguran el alineamiento correcto del filo, resultando siempre en un corte preciso.

VS.



Double Sharp

Most manufacturers use two sharp edges which can become misaligned, losing their cutting effectiveness.

La plupart des fabricants utilisent deux tranchants de coupe. Ceux-ci peuvent perdre leur alignement et donc leur efficacité.

La mayoría de los fabricantes utilizan dos bordes afilados que pueden desalinearse, perdiendo su eficacia de corte.

TYPES OF CUTTING EDGES

CHANNELLOCK BLUE® grips for comfort

Poignées de confort CHANNELLOCK BLUE®

Empuñaduras CHANNELLOCK BLUE® para mayor comodidad de las manos


PLIER	SUGGESTED WIRE CUTTING CAPACITIES (by Diameter)													
	PIANO WIRE				HARD WIRE				MEDIUM HARD WIRE				SOFT WIRE	
	MIN. DIA.		MAX. DIA.		MIN. DIA.		MAX. DIA.		MIN. DIA.		MAX. DIA.		MAX. DIA.	
	in	mm	in	mm	in	mm	in	mm	in	mm	in	mm	in	mm
326	0.080	2.032	0.080	2.032	0.047	1.194	0.091	2.311	0.047	1.194	0.091	2.311	0.162	4.115
317	0.070	1.778	0.091	2.311	0.047	1.194	0.091	2.311	0.047	1.194	0.091	2.311	0.162	4.115
318	0.063	1.600	0.091	2.311	0.047	1.194	0.091	2.311	0.047	1.194	0.091	2.311	0.162	4.115
347	0.070	1.778	0.091	2.311	0.047	1.194	0.091	2.311	0.047	1.194	0.091	2.311	0.162	4.115
348	0.070	1.778	0.091	2.311	0.047	1.194	0.091	2.311	0.047	1.194	0.091	2.311	0.162	4.115
3047	0.070	1.778	0.091	2.311	0.047	1.194	0.091	2.311	0.047	1.194	0.091	2.311	0.162	4.115
3048	0.070	1.778	0.091	2.311	0.047	1.194	0.091	2.311	0.047	1.194	0.091	2.311	0.162	4.115
3248	0.077	1.956	0.091	2.311	0.047	1.194	0.091	2.311	0.047	1.194	0.091	2.311	0.162	4.115
349	0.047	1.194	0.091	2.311	0.047	1.194	0.091	2.311	0.047	1.194	0.091	2.311	0.162	4.115
350S	0.047	1.194	0.091	2.311	0.047	1.194	0.091	2.311	0.047	1.194	0.091	2.311	0.162	4.115
351S	0.047	1.194	0.091	2.311	0.047	1.194	0.091	2.311	0.047	1.194	0.091	2.311	0.162	4.115
367	0.070	1.778	0.091	2.311	0.047	1.194	0.091	2.311	0.047	1.194	0.091	2.311	0.162	4.115
368	0.070	1.778	0.091	2.311	0.047	1.194	0.091	2.311	0.047	1.194	0.091	2.311	0.162	4.115
369	0.047	1.194	0.091	2.311	0.047	1.194	0.091	2.311	0.047	1.194	0.091	2.311	0.162	4.115
3610	0.047	1.194	0.091	2.311	0.047	1.194	0.091	2.311	0.047	1.194	0.091	2.311	0.162	4.115
337	0.063	1.600	0.091	2.311	0.047	1.194	0.091	2.311	0.047	1.194	0.091	2.311	0.162	4.115
338	0.063	1.600	0.091	2.311	0.047	1.194	0.091	2.311	0.047	1.194	0.091	2.311	0.162	4.115
435	0.063	1.600	0.080	2.032	0.047	1.194	0.091	2.311	0.047	1.194	0.091	2.311	0.162	4.115
436	0.056	1.422	0.091	2.311	0.047	1.194	0.091	2.311	0.047	1.194	0.091	2.311	0.162	4.115
437	0.056	1.422	0.091	2.311	0.047	1.194	0.091	2.311	0.047	1.194	0.091	2.311	0.162	4.115
447	0.056	1.422	0.091	2.311	0.047	1.194	0.091	2.311	0.047	1.194	0.091	2.311	0.162	4.115
449	0.056	1.422	0.091	2.311	0.047	1.194	0.091	2.311	0.047	1.194	0.091	2.311	0.162	4.115
356	0.056	1.422	0.091	2.311	0.047	1.194	0.091	2.311	0.047	1.194	0.091	2.311	0.162	4.115
357	0.056	1.422	0.091	2.311	0.047	1.194	0.091	2.311	0.047	1.194	0.091	2.311	0.162	4.115
358	0.056	1.422	0.091	2.311	0.047	1.194	0.091	2.311	0.047	1.194	0.091	2.311	0.162	4.115
728	0.063	1.600	0.080	2.032	0.047	1.194	0.091	2.311	0.047	1.194	0.091	2.311	0.162	4.115
748	*	*	*	*	*	*	*	*	*	*	0.034 ¹	0.864	0.080	2.032
758	*	*	*	*	*	*	*	*	*	*	0.034 ²	0.864	0.080	2.032
E318	0.063	1.600	0.091	2.311	0.047	1.194	0.091	2.311	0.047	1.194	0.091	2.311	0.162	4.115
E336	0.056	1.422	0.091	2.311	0.047	1.194	0.091	2.311	0.047	1.194	0.091	2.311	0.162	4.115
E337	0.063	1.600	0.091	2.311	0.047	1.194	0.091	2.311	0.047	1.194	0.091	2.311	0.162	4.115
E338	0.063	1.600	0.091	2.311	0.047	1.194	0.091	2.311	0.047	1.194	0.091	2.311	0.162	4.115
E346	0.070	1.778	0.091	2.311	0.047	1.194	0.091	2.311	0.047	1.194	0.091	2.311	0.162	4.115
E347	0.070	1.778	0.091	2.311	0.047	1.194	0.091	2.311	0.047	1.194	0.091	2.311	0.162	4.115
E348	0.070	1.778	0.091	2.311	0.047	1.194	0.091	2.311	0.047	1.194	0.091	2.311	0.162	4.115
Following pliers recommended for hard, medium hard, and copper applications only.														
35-220	*	*	*	*	0.047	1.194	0.070	1.778	0.047	1.194	0.091	2.311	0.162	4.115
35-250	*	*	*	*	0.047	1.194	0.070	1.778	0.047	1.194	0.091	2.311	0.162	4.115
35-280	*	*	*	*	0.047	1.194	0.070	1.778	0.047	1.194	0.091	2.311	0.162	4.115
35-300	*	*	*	*	0.047	1.194	0.070	1.778	0.047	1.194	0.091	2.311	0.162	4.115
Following pliers recommended for medium hard, and copper applications only.														
148-10	*	*	*	*	*	*	*	*	0.047	1.194	0.091	2.311	0.162	4.115
148-14	*	*	*	*	*	*	*	*	0.047	1.194	0.091	2.311	0.162	4.115

* = Product not recommended for cutting this type of wire.

WIRE CLASSIFICATIONS	TENSILE STRENGTH	
	K PSI	N/mm2
PIANO WIRE - Hardened steel spring wire	280 - 360	1930 - 2500
HARD WIRE - Tempered steel spring wire	240 - 275	1650 - 1900
MEDIUM HARD WIRE - Tempered steel spring wire	180 - 235	1240 - 1620
SOFT WIRE (Type 1) - Tempered steel spring wire	120 max.	825 max.
SOFT WIRE (Type 2) - Tempered steel spring wire	70 - 90	480 - 620
COPPER WIRE	30 max.	200 max.

e-mail: pliers@channellock.com

LINEMEN'S PLIERS



Laser heat-treated cutting edges last longer.

Les surfaces de coupe thermotraitées au laser durent plus longtemps.

Los dientes y bordes de corte termotratados por láser dan mayor rendimiento.



Xtreme Leverage Technology means considerably less force required to cut than traditional high leverage designs.

Xtreme Leverage Technology permet de réduire considérablement la force coupante requise par rapport aux conceptions traditionnelles à forte démultiplication.

Xtreme Leverage Technology significa que se necesita una fuerza considerablemente menor para cortar que en los diseños tradicionales de par elevado.

Useful crushing area

Zone d'écrasement utile
Zona de compresión útil

CHANNELLOCK® uses high carbon C1080 steel for superior performance on the job, and an electronic coating for ultimate rust prevention.

CHANNELLOCK® utilise un acier C1080 à haute teneur en carbone de performances supérieures, à poli électrolytique pour une protection parfaite contre la rouille.

CHANNELLOCK® utiliza acero al alto carbono C1080 para lograr un rendimiento superior en el trabajo y una capa depositada electrónicamente para la máxima prevención de la oxidación.

Only CHANNELLOCK® uses precision machined knife and anvil style cutting edges to ensure perfect mating and superior cutting edge life.

Seul CHANNELLOCK® utilise des bords tranchants de type couteau et contre-lame usinés avec précision afin d'assurer un ajustement parfait et une durabilité supérieure des tranchants.


Sólo CHANNELLOCK® utiliza filos de corte de precisión con cuchillos de estilo "punto y plano" que aseguran el alineamiento perfecto y una mayor duración del filo de corte.

TYPES OF CUTTING EDGES



Knife Anvil

VS.



Double Sharp

Channellock's knife and anvil cutters ensure proper cutting edge alignment, resulting in a clean cut every time.

La conception couteau sur surface d'appui des tranchants assure un alignement correct et donc une coupe propre en toutes circonstances.

Los cortadores tipo cuchillo de "punto y plano" Channellock aseguran el alineamiento correcto del filo, resultando siempre en un corte preciso.

Most manufacturers use two sharp edges which can become misaligned, losing their cutting effectiveness.

La plupart des fabricants utilisent deux tranchants de coupe. Ceux-ci peuvent perdre leur alignement et donc leur efficacité.

La mayoría de los fabricantes utilizan dos bordes afilados que pueden desalinearse, perdiendo su eficacia de corte.

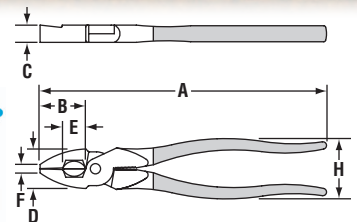

CHANNELLOCK BLUE® comfort grips

Poignées de confort CHANNELLOCK BLUE®

Empuñaduras cómodas CHANNELLOCK BLUE®

Features

- Xtreme Leverage Technology
- Round nose
- Cuts ACSR
- Xtreme Leverage Technology
- Bec arrondi
- Coupe l'alu-acier
- Xtreme Leverage Technology
- Cabeza redonda
- Corta ACSR




PLIER	A OVERALL LENGTH		B JAW LENGTH		C JOINT THICKNESS		D JOINT WIDTH		E CUTTING EDGE		F NOSE WIDTH		H HANDLE SPAN		WEIGHT	
	in	mm	in	mm	in	mm	in	mm	in	mm	in	mm	in	mm	pounds	grams
367	7.49	190.25	1.28	32.51	0.53	13.46	1.20	30.48	0.63	16.00	0.31	7.87	2.01	51.05	0.72	326.59
368	8.38	212.85	1.41	35.81	0.55	13.97	1.12	28.49	0.60	15.24	0.33	8.38	2.01	51.05	0.98	444.52
369	9.50	241.30	1.54	39.12	0.55	13.97	1.32	33.53	0.73	18.54	0.28	7.11	1.89	48.01	1.08	489.88
3610	10.50	266.70	1.82	46.23	0.56	14.22	1.31	33.27	0.83	21.08	0.31	7.87	2.01	51.05	1.15	521.63

e-mail: pliers@channellock.com

MERCHANDISERS / GIFT SETS

PROFITURN CENTER®



PTD-MRO

ITEM	QTY.	ITEM	QTY.
420 [®]	2	318	2
430 [®]	2	GL10	2
440 [®]	2	GL12	2
460	2	GL6	2
426	2	804	2
337	2	806W	2
317	2	808W	2
E338	2	810W	2
422	2	812W	2
326	2	410	2
908	2	909	2
358	2	E326	2
957	2	E348	2
927	2	6WCB	2
758	2	449	2
369	2	480	2
368	2	424	2
911	2	TOTAL	70



PTD-ND1

ITEM	QTY.
N132CB	3
N120CB	3
N140CB	3
N316CB	3
N380CB	3
N516CB	3
N716CB	3
ND-7CB	3
TOTAL	24



PTD-9

ITEM	QTY.	ITEM	QTY.
480	1	909	2
460	2	908	2
440 [®]	2	957	2
442	2	369	2
430 [®]	2	368	2
420 [®]	2	526	2
422	2	927	2
426	2	212	2
424	2	8WCB	2
410	2	812W	2
358	2	810W	2
357	2	808W	2
317	2	GS-3T	2
386	2	620L	2
337	2	615	2
436	2	61CB	2
911	2	TOTAL	65



PTD-CB1

ITEM	QTY.
430CB	3
369CB	3
318CB	3
338CB	3
420CB	3
911CB	3
909CB	3
358CB	3
TOTAL	24



PTD-CB2

ITEM	QTY.
430CB	3
369CB	3
318CB	3
338CB	3
TOTAL	12