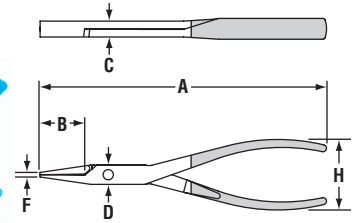



LONG REACH PLIERS

Features

- Flat nose
- Crosshatch teeth pattern
- Bec de cane
- Dentelure quadrillée
- Punta plana
- Ranurado entrecruzado en las superficies de las mordazas

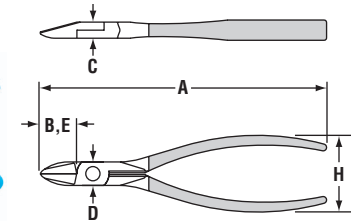


PLIER	A OVERALL LENGTH		B JAW LENGTH		C JOINT THICKNESS		D JOINT WIDTH		E CUTTING EDGE		F NOSE WIDTH		G NOSE THICKNESS		H HANDLE SPAN		WEIGHT	
	in	mm	in	mm	in	mm	in	mm	in	mm	in	mm	in	mm	pounds	grams		
718	7.88	200.15	1.18	29.97	0.43	10.92	0.53	13.46	N/A	N/A	0.53	13.46	N/A	N/A	1.89	48.01	0.51	231.33

Features

- 728 – Diagonal side cutter
- 758 – Flush cutter
- 728 – Coupe-fil oblique
- 758 – Coupeur à ras
- 728 – Cortador lateral diagonal
- 758 – Alicate corte al ras

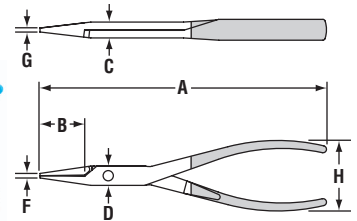

NEW



PLIER	A OVERALL LENGTH		B JAW LENGTH		C JOINT THICKNESS		D JOINT WIDTH		E CUTTING EDGE		F NOSE WIDTH		G NOSE THICKNESS		H HANDLE SPAN		WEIGHT	
	in	mm	in	mm	in	mm	in	mm	in	mm	in	mm	in	mm	pounds	grams		
728	7.50	190.50	0.91	23.11	0.37	9.40	0.59	14.99	0.91	23.11	N/A	N/A	N/A	N/A	1.89	48.01	0.42	190.51
758	7.50	190.50	0.91	23.11	0.37	9.40	0.59	14.99	0.91	23.11	N/A	N/A	N/A	N/A	1.89	48.01	0.42	190.51

Features

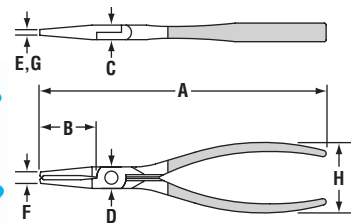

- Needle nose
- Crosshatch teeth pattern
- Bec effilé
- Dentelure quadrillée
- Punta larga
- Ranurado entrecruzado en las superficies de las mordazas



PLIER	A OVERALL LENGTH		B JAW LENGTH		C JOINT THICKNESS		D JOINT WIDTH		E CUTTING EDGE		F NOSE WIDTH		G NOSE THICKNESS		H HANDLE SPAN		WEIGHT	
	in	mm	in	mm	in	mm	in	mm	in	mm	in	mm	in	mm	pounds	grams		
738	7.88	200.15	1.18	29.97	0.43	10.92	0.53	13.46	N/A	N/A	0.10	2.54	0.08	2.03	1.89	48.01	0.47	213.19

Features

- End cutter
- Coupe-fil en bout
- Alicate de corte frontal



PLIER	A OVERALL LENGTH		B JAW LENGTH		C JOINT THICKNESS		D JOINT WIDTH		E CUTTING EDGE		F NOSE WIDTH		G NOSE THICKNESS		H HANDLE SPAN		WEIGHT	
	in	mm	in	mm	in	mm	in	mm	in	mm	in	mm	in	mm	pounds	grams		
748	8.00	203.20	1.56	39.62	0.38	9.65	0.59	14.99	0.19	4.83	0.28	7.11	0.19	4.83	1.89	48.01	0.46	208.65

MERCHANDISERS / GIFT SETS

PROFITURN CENTER®



PTD-DR1

ITEM	QTY.
N132CB	3
N120CB	3
N140CB	3
N316CB	3
N380CB	3
N516CB	3
N716CB	3
ND-7CB	3
S141CB	3
S144CB	3
S146CB	3
S364CB	3
S366CB	3

ITEM	QTY.
S368CB	3
S388CB	3
P104CB	3
P201CB	3
P204CB	3
P206CB	3
P306CB	3
61CB	3
BOCB	3
181CB	3
SD-7CB	3
TOTAL	72



PTD-LONG NOSE

ITEM	QTY.
3017	2
E318	2
326	2
E326	2
3037	2
E388	2
318WS	2
TOTAL	14



PTD-PLMBG


ITEM	QTY.
460	1
420 [®]	2
426	2
430 [®]	2
440 [®]	2
442	2
415	2
317	2
337	2
908	2

ITEM	QTY.
N516CB	5
620	2
806W	2
808W	2
810W	2
812W	2
212	2
61CB	5
TOTAL	41



PTD-LONG REACH

ITEM	QTY.
718	2
728	2
738	2
748	2
758	2
TOTAL	10



PTD-SD1

ITEM	QTY.
S141CB	3
S144CB	3
S146CB	3
S364CB	3
S366CB	3
S368CB	3
S388CB	3
P104CB	3
P201CB	3
P204CB	3
P206CB	3
P306CB	3
61CB	3
BOCB	3
181CB	3
SD-7CB	3
TOTAL	48



PTD-LEVEL

ITEM	QTY.
615	4
620	4
620L	4
TOTAL	12