

# CH C-TYPE standard version

inserts		page:
CDD	24 poles + ⊕	76
CDS	9 poles + ⊕	-
CDSH	9 poles + ⊕	86
CDSH NC	6 poles + ⊕	95
CNE	6 poles + ⊕	110
CSE	6 poles + ⊕	-
CSH	6 poles + ⊕	110
CSH S	6 poles + ⊕	122
CCE	6 poles + ⊕	130
CSS	6 poles + ⊕	148
CT, CTSE (16A) *)	6 poles + ⊕	160
CQE	10 poles + ⊕	168
MIXO	2 modules	262 - 317

\*) can be used only in bulkhead mounting housings

## bulkhead mounting housings with single lever



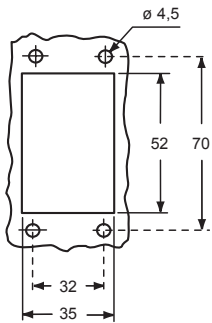
## bulkhead mounting housings with 2 pegs



description	part No.	part No.
with lever	<b>CHI 06 L</b>	
with lever and cover	<b>CHI 06 LS</b>	
with pegs <sup>1)</sup>		<b>CHI 06 LC</b>
with pegs and aluminum cover <sup>1)</sup>		<b>CHI 06 LCS</b>
with pegs and plastic cover <sup>1)</sup>		<b>CHI 06 LCP</b>

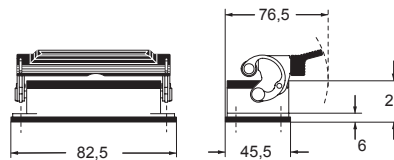
<sup>1)</sup> may be combined with enclosures:  
 - CHO/CHV 06 LX  
 - CHO/CHV 06 LX

panel cut-out for bulkhead mounting housings

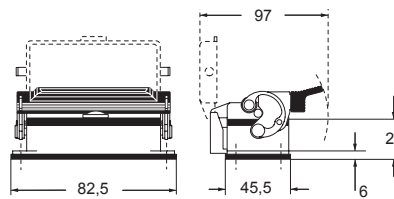


**Q IMPORTANT NOTE:** The enclosures ensure IP66/IP69 degree of protection (or IP65 for hinged cover versions) when mated and locked with the closing levers.  
 The cover (CS, CP) only ensures mechanical protection, but does not ensure IP65 degree of protection.

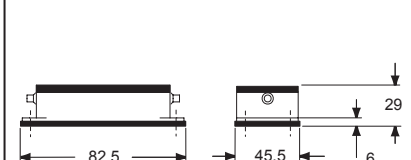
### CHI L ▲



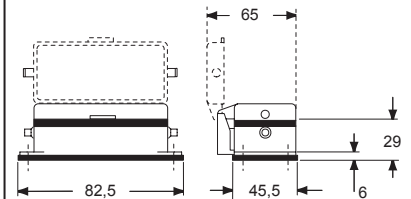
### CHI LS ●



### CHI LC ▲



### CHI LCS/LCP ●



**CAVUS**® Type 4/4X/12  
 (except enclosures with plastic cover)



C-TYPE