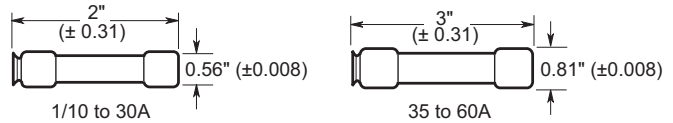


## LPN-RK – 250Vac/dc, 1/10-60A, Dual Element, Time-Delay Fuses



Available with easyID™  
open fuse indication

### Dimensions – in



**Description:** Ultimate protection Class RK1 dual element, current-limiting, time-delay fuses available with optional open fuse indication. Time-delay – 10 seconds (minimum) at 500% of rated current (8 seconds for 0-30A sizes).

**Catalog Symbol:** LPN-RK(amp)SP (non-indicating)  
LPN-RK(amp)SPI (indicating)

### Ratings:

- Volts – 250Vac, 125Vdc
- Amps – 1/10-60A
- IR – 300kA Vac RMS Sym.
- 100kA Vdc

### Agency Information:

CE, UL Listed, Guide JDDZ, File E4273  
CSA Certified, Class 1422-02, File 53787,  
Class RK1 per CSA C22.2, No. 248.12

### Catalog Numbers (amps) Non-indicating Fuses

LPN-RK-1/10SP	LPN-RK-2SP	LPN-RK-9SP
LPN-RK-15/100SP	LPN-RK-21/2SP	LPN-RK-10SP
LPN-RK-3/10SP	LPN-RK-21/2SP	LPN-RK-12SP
LPN-RK-3/10SP	LPN-RK-23/10SP	LPN-RK-15SP
LPN-RK-3/10SP	LPN-RK-3SP	LPN-RK-171/2SP
LPN-RK-1/2SP	LPN-RK-33/10SP	LPN-RK-20SP
LPN-RK-3/10SP	LPN-RK-31/2SP	LPN-RK-25SP
LPN-RK-3/10SP	LPN-RK-4SP	LPN-RK-30SP
LPN-RK-1SP	LPN-RK-41/2SP	LPN-RK-35SP*
LPN-RK-11/2SP	LPN-RK-5SP	LPN-RK-40SP*
LPN-RK-11/4SP	LPN-RK-53/10SP	LPN-RK-45SP*
LPN-RK-11/10SP	LPN-RK-6SP	LPN-RK-50SP*
LPN-RK-11/10SP	LPN-RK-61/4SP	LPN-RK-60SP*
LPN-RK-11/10SP	LPN-RK-8SP	

\* Open fuse indication available by inserting the suffix “I,” e.g. LPN-RK-50SPI.  
Requires 75Vac minimum voltage.

### Carton Quantity and Weight

Amp Rating	Carton Qty.
0-30	10
35-60	10

### Features:

- Industry’s only UL Listed and CSA Certified fuse with a 300kA Vac interrupting rating that exceeds requirements for virtually all applications
- Current-limitation for maximum short-circuit protection
- Easy selective coordination with all Low-Peak fuses using simple 2:1 ampacity ratio
- “No damage” Type “2” protection for IEC and NEMA starters when properly sized
- High inrush current motor protection
- Time-delay permits 130% FLA sizing for back-up motor protection
- Protection against single-phase motor damage
- Low watt loss power consumption
- Electrically isolated end caps for added safety

### Recommended Fuse Blocks

Fuse Amps	1-Pole	2-Pole	3-Pole
0-30	H25030-1	H25030-2	H25030-3
	R25030-1	R25030-2	R25030-3
35-60	H25060-1	H25060-2	H25060-3
	R25060-1	R25060-2	R25060-3

For additional information on the 250 volt fuse blocks, see Data Sheets # 1110 (R250), # 1112 (H250).

### Fuse Reducers For Class R Fuses

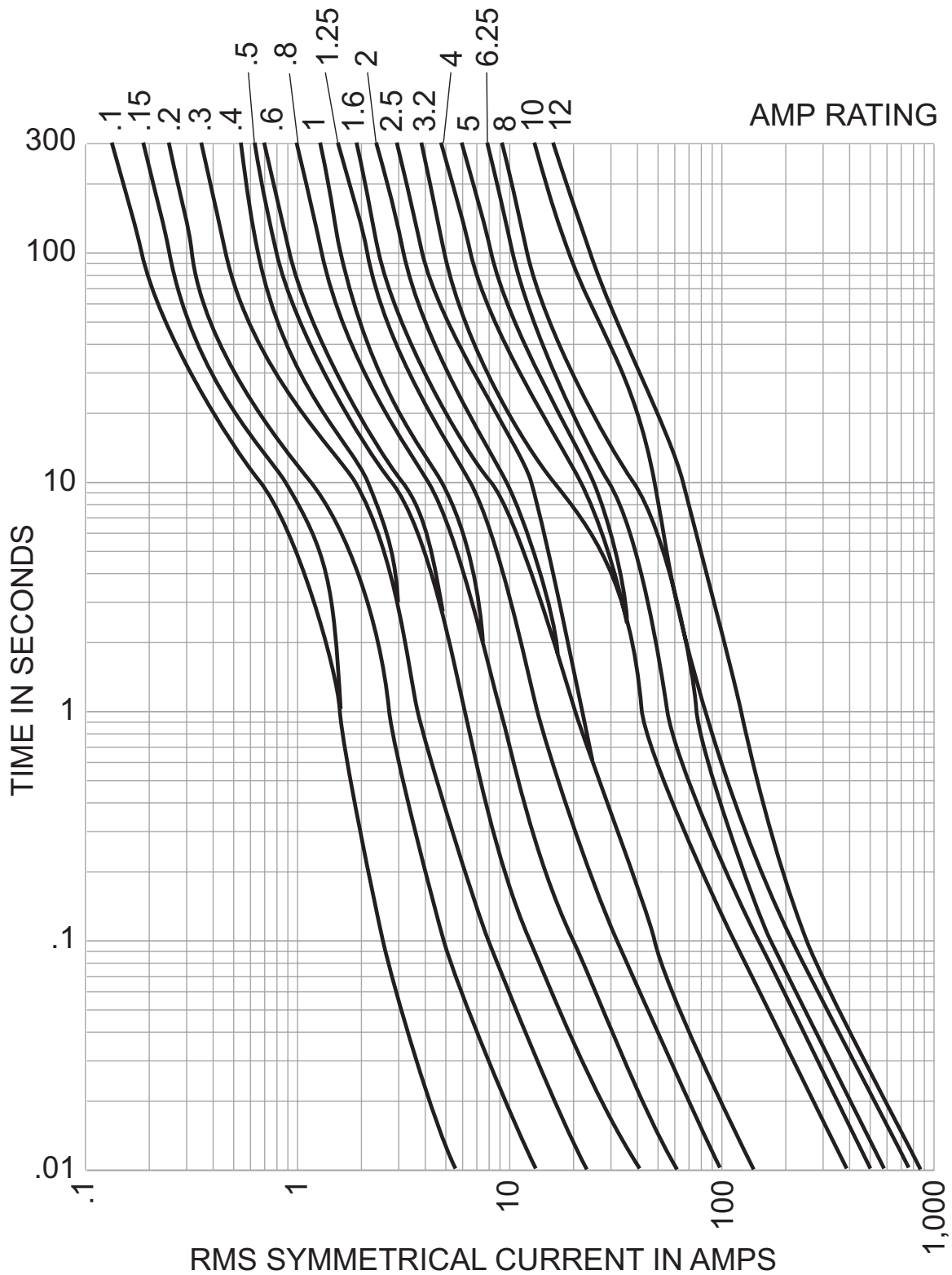
Equipment Fuse Clips	Desired Fuse (Case) Size	Catalog Numbers (Pairs) 250V
60A	30A	NO.263-R
100A	30A	NO.213-R
	60A	NO.216-R
200A	60A	NO.226-R

For additional information on Class R fuse reducers, see Data Sheet 1118.

## LPN-RK — 250Vac/dc, 1/10-60A, Dual Element, Time-Delay Fuses

### Time-Current Curves - Average Melt

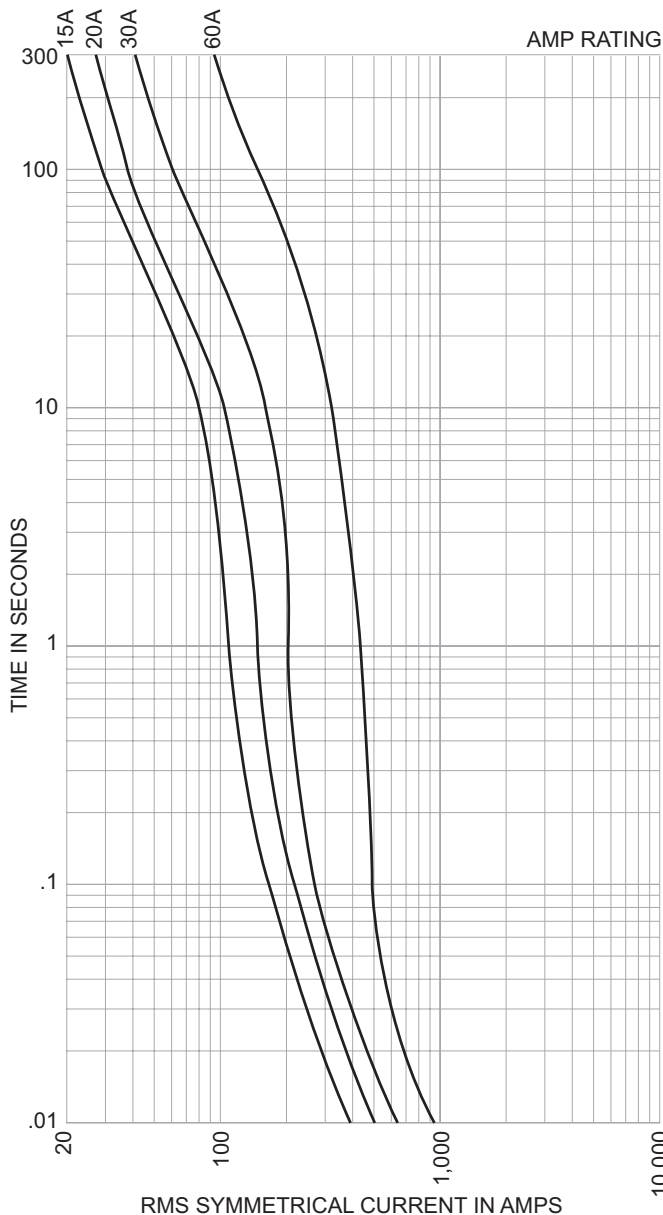
1/10 to 12 Amps



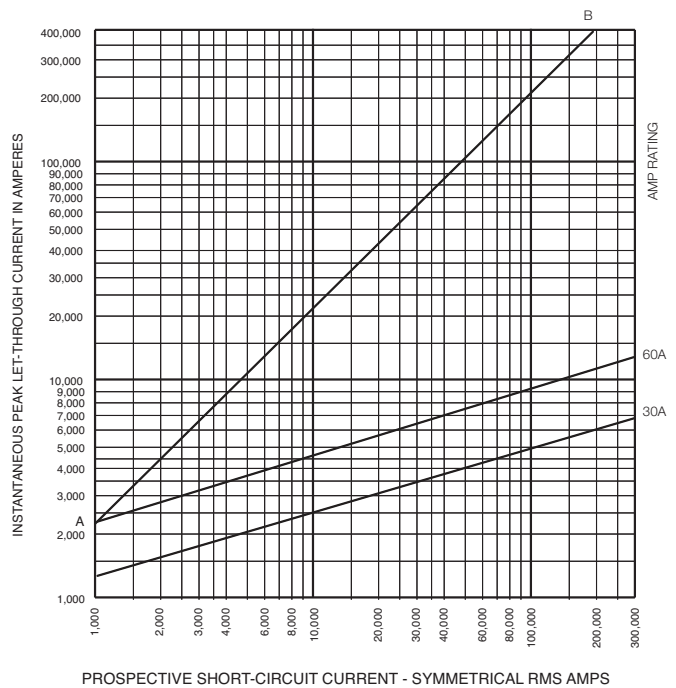
## LPN-RK – 250Vac/dc, 1/10-60A, Dual Element, Time-Delay Fuses

### Time-Current Curves - Average Melt

15 to 60 Amps



### Current-Limitation Curves



### Current-Limiting Effects

Prosp. S.C.C.	Let-Through Current (Apparent RMS Symmetrical Vs. Fuse Rating)	
	30A	60A
—	30A	60A
1000	1000	1000
2000	1000	1000
3000	1000	1000
5000	1000	2000
10,000	1000	2000
15,000	1000	2000
20,000	1000	3000
25,000	1000	3000
30,000	2000	3000
35,000	2000	3000
40,000	2000	3000
50,000	2000	3000
60,000	2000	3000
70,000	2000	3000
80,000	2000	4000
90,000	2000	4000
100,000	2000	4000
150,000	2000	4000
200,000	3000	5000
250,000	3000	5000
300,000	3000	6000

The only controlled copy of this Data Sheet is the electronic read-only version located on the Cooper Bussmann Network Drive. All other copies of this document are by definition uncontrolled. This bulletin is intended to clearly present comprehensive product data and provide technical information that will help the end user with design applications. Cooper Bussmann reserves the right, without notice, to change design or construction of any products and to discontinue or limit distribution of any products. Cooper Bussmann also reserves the right to change or update, without notice, any technical information contained in this bulletin. Once a product has been selected, it should be tested by the user in all possible applications.