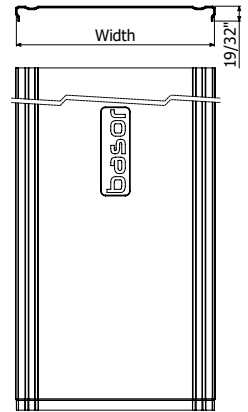


COVER (BFR H1 1/2", H6" & BF2R H2")



	B		Weight LBS/EA	FINISH		
	inch	mm		REF. PG	REF. Black	REF. White
TERE 4"	4"	100	3.63	2/1312	U/1313	U/1605
TERE 6"	6"	150	5.03	2/1313	U/1314	U/1606
TERE 8"	8"	200	6.48	2/1314	U/1315	U/1607
TERE 12"	12"	300	10.21	2/1316	U/1316	U/1608
TERE 16"	16"	400	9.63	2/1317	U/1317	U/1609
TERE 18"	18"	450	11.45	U/0023	U/1318	U/1610
TERE 20"	20"	500	14.68	2/1318	U/1319	U/1611
TERE 24"	24"	600	17.40	2/1319	U/1320	U/1612



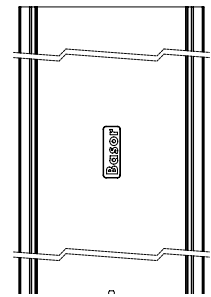
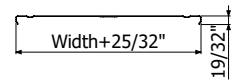
4" / 6" / 8" / 12" -> L= 10 ft (3m)

16" / 20" / 24" -> L= 6.56 ft (2m)

COVER (BF2R H4" & H6")




	B		Weight LBS/EA	FINISH		
	inch	mm		REF. PG	REF. Black	REF. White
TEBFR 2"	2"	50	XXX	2/6044	-	-
TEBFR 4"	4"	100	5.36	2/8811	U/1305	U/1601
TEBFR 6"	6"	150	7.21	2/8812	U/1321	U/1613
TEBFR 8"	8"	200	8.73	2/8813	U/1322	U/1614
TEBFR 12"	12"	300	12.76	2/8814	U/1323	U/1615
TEBFR 16"	16"	400	16.47	2/8815	U/1324	U/1616
TEBFR 18"	18"	450	19.15	U/0024	U/1300	U/1602
TEBFR 20"	20"	500	23.08	2/8816	U/1325	U/1617
TEBFR 24"	24"	600	27.32	2/8817	U/1326	U/1618



4" / 6" / 8" / 12" -> L= 10 ft (3m)

16" / 20" / 24" -> L= 6.56 ft (2m)

HOLDDOWNCLIP



	Weight LBS/EA	FINISH		
		REF. 301	REF. Black	REF. White
PTBFR	0.09	2/10253	U/1301	U/1600



4×PTBFR -> 1×TERE(BFR)

