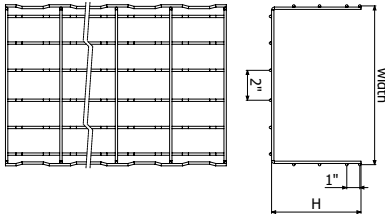


BFR H6" SS304/316



L = 10 FT / 3 m



	Width		SWL (Lbs/ft)d-5ft	Weight LBS/EA	FINISH	
	inch	mm			REF. SS304	REF. SS316
BFR 8"×6"	8"	200	71	13.56	☎	☎
BFR 12"×6"	12"	300	80	16.93		
BFR 16"×6"	16"	400	102	19.51		
BFR 20"×6"	20"	500	112	22.09		



To assemble cable trays with a width of 8" or less, it's necessary to use a bolt-washer set for each of the cable tray's side, with ref. number 2/4915 in SS304. For wider cable trays, an additional bolt-washer set shall be used as a central union joint too.

☎ = Upon Request

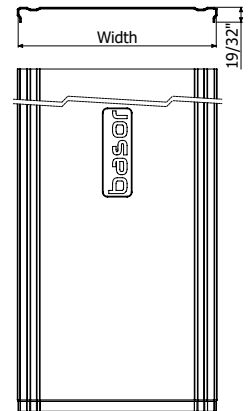
COVER



L = 10 FT / 3 m

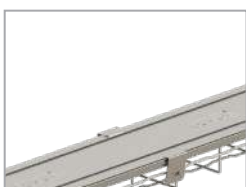


	B		Weight LBS/EA	FINISH	
	inch	mm		REF. SS304	REF. SS316
TERE 4"	4"	100	5.36	2/4560	2/18154
TERE 6"	6"	150	7.47	2/5123	2/18155
TERE 8"	8"	200	9.59	2/4561	2/18156
TERE 12"	12"	300	13.82	2/4716	2/18157
TERE 16"	16"	400	12.04	2/4931	2/18158
TERE 20"	20"	500	14.86	2/4562	2/18159
TERE 24"	24"	600	17.68	2/5357	2/18160



4" / 6" / 8" / 12" -> L = 10 ft (3m)
16" / 20" / 24" -> L = 6.56 ft (2m)

HOLD DOWN CLIP



	Weight LBS/EA	FINISH



4×PTBFR -> 1×TERE(BFR)

