

# START-UP PACKAGES CAT 40 & 50 TOOLHOLDERS

START-UP  
PACKAGES

These items are a suggested package of toolholders to allow you to perform the various machining operations on your new CNC mill.



## CAT40 TOOLHOLDER PACKAGE (INCLUDES)

| PART NUMBER | V40E SERIES   | DESCRIPTION                            | QUANTITY         |
|-------------|---------------|--|------------------|
| BRI-V40-TK  | V40E-025-250  | END MILL HOLDER for 1/4" - 2.5"        | 1                |
|             | V40E-038-250  | END MILL HOLDER for 3/8" - 2.5"        | 1                |
|             | V40E-050-262  | END MILL HOLDER for 1/2" - 2.62"       | 1                |
|             | V40E-062-375  | END MILL HOLDER for 5/8" - 3.75"       | 1                |
|             | V40E-075-375  | END MILL HLDER for 3/4" - 3.75"        | 1                |
|             | V40E-100-400  | END MILL HOLDER for 1" - 4"            | 1                |
|             | V40BR-16-250  | ER16 - 2.5" COLLET CHUCK               | 2                |
|             | V40BR-32-400  | ER32 - 4" COLLET CHUCK                 | 2                |
|             | V40SM-075-138 | SHELL MILL HOLDER .750" - 1.38"        | 1                |
|             | V40SM-100-206 | SHELL MILL HOLDER 1" - 2.06"           | 1                |
|             | BR16-00 INCH  | ER16 COLLET SET 1/16" - 13/32" X 1/32" | One 12 piece set |
|             | BR32-00 INCH  | ER32 COLLET SET 3/32" - 3/4" X 1/32"   | One 22 piece set |
|             | BR16HW        | WRENCH for ER16 COLLET CHUCK           | 1                |
|             | BR32SW        | WRENCH for ER32 COLLET CHUCK           | 1                |



## CAT50 TOOLHOLDER PACKAGE (INCLUDES)

| PART NUMBER | V50E SERIES   | DESCRIPTION                            | QUANTITY         |
|-------------|---------------|--|------------------|
| BRI-V50-TK  | V50E-025-250  | END MILL HOLDER for 1/4" - 2.5"        | 1                |
|             | V50E-038-250  | END MILL HOLDER for 3/8" - 2.5"        | 1                |
|             | V50E-050-262  | END MILL HOLDER for 1/2" - 2.62"       | 1                |
|             | V50E-062-375  | END MILL HOLDER for 5/8" - 3.75"       | 1                |
|             | V50E-075-375  | END MILL HLDER for 3/4" - 3.75"        | 1                |
|             | V50E-100-400  | END MILL HOLDER for 1" - 4"            | 1                |
|             | V50BR-16-400  | ER16 - 4" COLLET CHUCK                 | 2                |
|             | V50BR-32-400  | ER32 - 4" COLLET CHUCK                 | 2                |
|             | V50SM-075-150 | SHELL MILL HOLDER .750" - 1.50"        | 1                |
|             | V50SM-100-200 | SHELL MILL HOLDER 1" - 2.00"           | 1                |
|             | BR16-00 INCH  | ER16 COLLET SET 1/16" - 13/32" X 1/32" | One 12 Piece set |
|             | BR32-00 INCH  | ER32 COLLET SET 3/32" - 3/4" X 1/32"   | One 22 piece set |
|             | BR16HW        | WRENCH for ER16 COLLET CHUCK           | 1                |
|             | BR32SW        | WRENCH for ER32 COLLET CHUCK           | 1                |



NOTE: THE ABOVE ITEMS DO NOT INCLUDE RETENTION KNOBS.  
PLEASE INFORM BRINEY OF THE MAKE & MODEL OF YOUR MACHINE AND WE WILL QUOTE THE PROPER KNOBS.

# CAT 40 SHANK

## Briney Toolholder Features

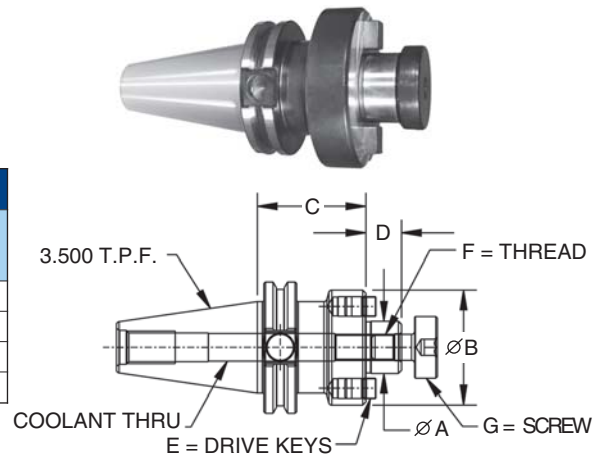
- Ground tapers ranging from AT2 to AT3 for maximum spindle contact
- Quality ensured thru ISO 9001:2008 policies
- Certified 8620 Material

### SHELL MILL ADAPTERS (STANDARD LENGTH)

| PART NUMBER   | A ARBOR DIA. | B O.D. DIA. | C GAUGE LENGTH | D LENGTH OF PILOT | E DRIVE KEY | F SCREW THREAD | G SCREW |
|---------------|--------------|-------------|----------------|-------------------|-------------|----------------|---------|
| V40SM-075-138 | .750         | 1.75        | 1.375          | .68               | .31         | 3/8-24         | B5002   |
| V40SM-100-206 | 1.000        | 2.19        | 2.062          | .68               | .38         | 1/2-20         | B5003   |
| V40SM-125-212 | 1.250        | 2.88        | 2.125          | .68               | .50         | 5/8-18         | B5004   |
| V40SM-150-240 | 1.500        | 3.81        | 2.406          | .94               | .62         | 3/4-16         | B5005   |

Order retention knobs separately, specify machine make & model #.

Includes shell screw and drive keys.

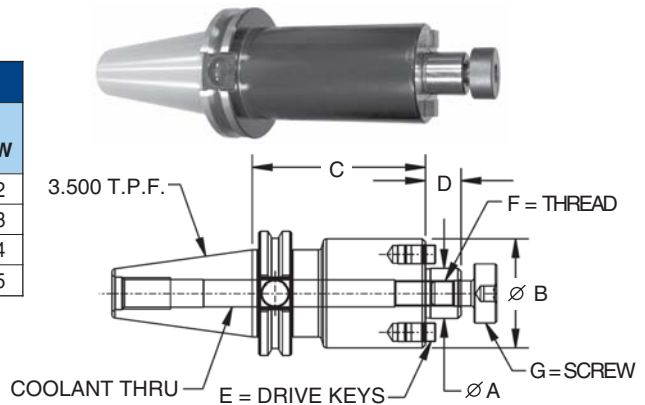


### SHELL MILL ADAPTERS (EXTENDED LENGTH)

| PART NUMBER   | A ARBOR DIA. | B O.D. DIA. | C GAUGE LENGTH | D LENGTH OF PILOT | E DRIVE KEY | F SCREW THREAD | G SCREW |
|---------------|--------------|-------------|----------------|-------------------|-------------|----------------|---------|
| V40SM-075-400 | .750         | 1.75        | 4.00           | .68               | .31         | 3/8-24         | B5002   |
| V40SM-100-400 | 1.000        | 2.19        | 4.00           | .68               | .38         | 1/2-20         | B5003   |
| V40SM-125-400 | 1.250        | 2.88        | 4.00           | .68               | .50         | 5/8-18         | B5004   |
| V40SM-150-400 | 1.500        | 3.81        | 4.00           | .94               | .62         | 3/4-16         | B5005   |

Order retention knobs separately, specify machine make & model #.

Includes shell screw and drive keys.



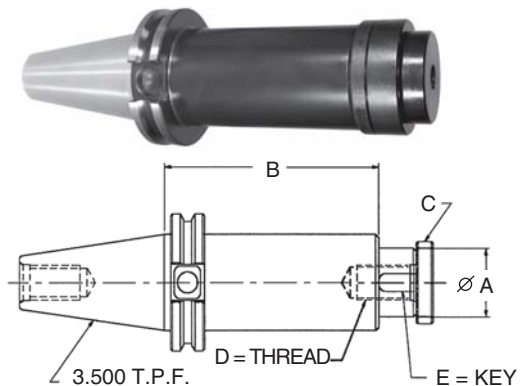
### STUB ARBOR SCREW TYPE

| PART NUMBER   | A ARBOR DIA. | B GAUGE LENGTH | C SCREW | D THREAD | SPACER | E KEY |
|---------------|--------------|----------------|---------|----------|--------|-------|
| V40SA-100-400 | 1.00         | 4.00           | B5003   | 1/2-20   | B6031  | .250  |
| V40SA-125-400 | 1.25         | 4.00           | B5004   | 5/8-18   | B6041  | .312  |
| V40SA-150-400 | 1.50         | 4.00           | B5005   | 3/4-16   | B6051  | .375  |

Order retention knobs separately, specify machine make & model #.

Includes 2 spacers, 1/4 and 1/2, key and standard shell screw.

Additional spacers available, page 95.



### STUB ARBOR NUT TYPE

| PART NUMBER    | A ARBOR DIA. | B GAUGE LENGTH | C LENGTH OVER NUT | D NUT | E KEY | F SPACER |
|----------------|--------------|----------------|-------------------|-------|-------|----------|
| V40SAN-100-400 | 1.00         | 4.00           | 6.19              | B5030 | .250  | B6030    |
| V40SAN-125-400 | 1.25         | 4.00           | 6.44              | B5040 | .312  | B6040    |
| V40SAN-150-400 | 1.50         | 4.00           | 6.69              | B5050 | .375  | B6050    |

Order retention knobs separately, specify machine make & model #.

Includes 3 spacers, 1/8, 3/8, 3/4, key and nut. Additional spacers available on page 95.

