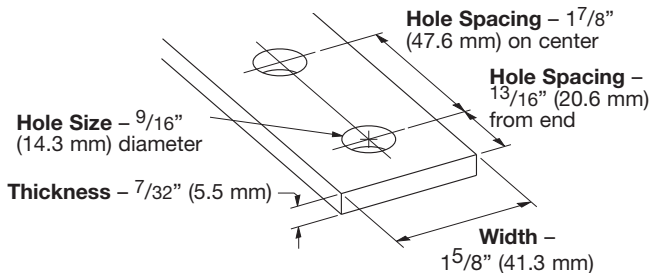


# Fittings

This section offers a full selection of fittings and accessories to complete our strut system. Fittings are made from hot rolled, pickled and oiled plate or strip steel in accordance with ASTM A1018 33,000 PSI min. yield, unless noted.

## Dimensions

The following dimensions apply to all fittings except as noted:



## Materials & Finishes (Unless otherwise noted)

| Finish Code | Finish                   | Specification                          |
|-------------|--------------------------|--|
| PLN         | Plain                    | ASTM A1018<br>33,000 PSI min. yield    |
| ZN          | Electro-Plated Zinc      | ASTM B633 SC3 Type III<br>or ASTM A653 |
| GRN         | DURA-GREEN™              |  |
| HDG         | Hot-Dipped Galvanized    | ASTM A123                              |
| SS4         | Stainless Steel Type 304 | ASTM A240                              |
| SS6         | Stainless Steel Type 316 | ASTM A240                              |
| AL          | Aluminum                 | ASTM B209                              |

Note: A minimum order may apply on special material and finishes.

## Load Data

The load data published includes safety factor of 2.5 when used with 12 ga. (2.6) channel (safety factor = ratio of ultimate load to the design load).

Use  $\frac{1}{2}$ "-13 x  $\frac{7}{8}$ " hex head cap screws and  $\frac{1}{2}$ "-13 (N225 or TN225) channel nuts for the rated results.

## Recommended Bolt Torque

| Bolt Size | $\frac{1}{4}$ "-20 | $\frac{5}{16}$ "-18 | $\frac{3}{8}$ "-16 | $\frac{1}{2}$ "-13 |
|-----------|--------------------|---------------------|--------------------|--------------------|
| Foot/Lbs. | 6                  | 11                  | 19                 | 50                 |
| Nm        | 8                  | 15                  | 26                 | 68                 |

See chart on page 112 for setscrew torque.

## Hardware

Nuts and bolts are not included with the fittings and must be ordered separately, unless noted.

## Pre-Assembled Fittings

Some fittings are available with hex head cap screws and channel nuts pre-assembled. These fittings and finishes will be flagged using the following symbol.



## Metric

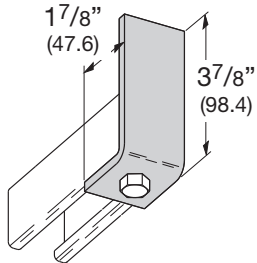
Metric dimensions are shown in parentheses. Unless noted, all metric dimensions are in millimeters.



# 90° Angle Fittings

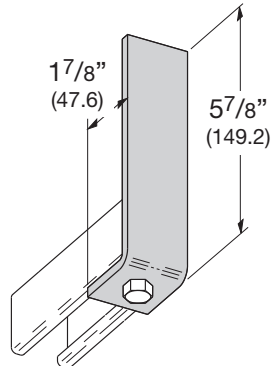
## B420-378 ONE HOLE CORNER ANGLE

- Standard finishes: ZN, GRN
- Wt./C 60 Lbs. (27.2 kg)



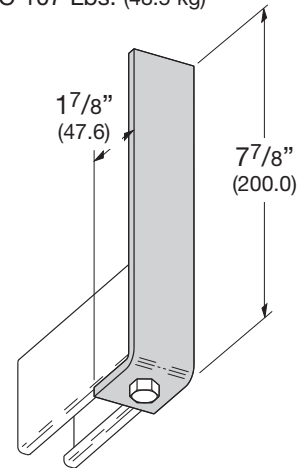
## B420-578 ONE HOLE CORNER ANGLE

- Standard finishes: ZN, GRN
- Wt./C 85 Lbs. (38.5 kg)



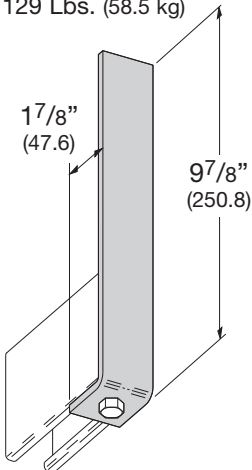
## B420-778 ONE HOLE CORNER ANGLE

- Standard finishes: ZN, GRN
- Wt./C 107 Lbs. (48.5 kg)



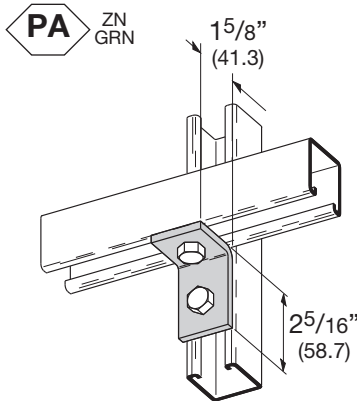
## B420-978 ONE HOLE CORNER ANGLE

- Standard finishes: ZN, GRN
- Wt./C 129 Lbs. (58.5 kg)



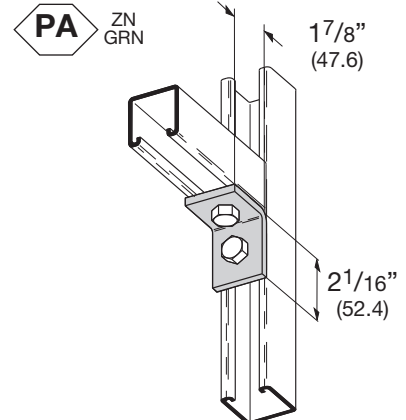
## B101 TWO HOLE CORNER ANGLE

- Standard finishes: ZN, GRN, HDG, SS4, AL
- Wt./C 37 Lbs. (16.8 kg)



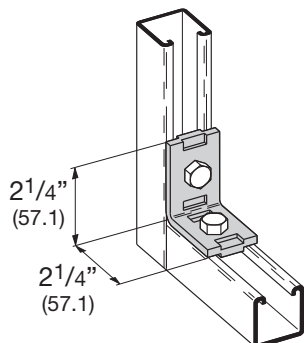
## B230 TWO HOLE CORNER ANGLE

- Standard finishes: ZN, GRN, HDG, SS4, AL
- Wt./C 37 Lbs. (16.8 kg)



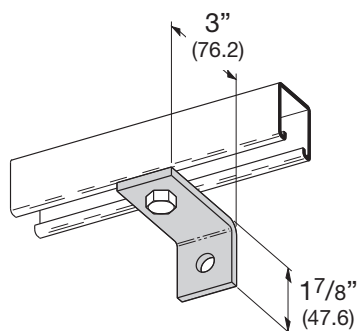
## B231 TWO HOLE "NO-TWIST" CORNER ANGLE

- Standard finishes: ZN, GRN, HDG
- Wt./C 41 Lbs. (18.6 kg)



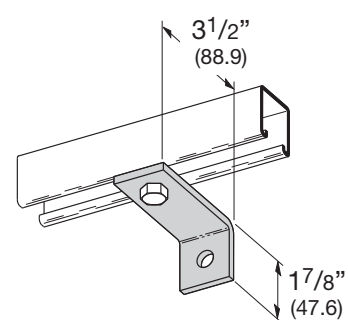
## B359 TWO HOLE CORNER ANGLE

- Standard finishes: ZN, GRN
- Wt./C 48 Lbs. (21.8 kg)



## B360 TWO HOLE CORNER ANGLE

- Standard finishes: ZN, GRN
- Wt./C 53 Lbs. (24.0 kg)



Strut Fittings

**PA** Preassembled fitting.

Reference page 72 for general fitting and standard finish specifications.