

Beam Clamps

Our beam attachments and pipe supports offered in this section are designed to provide supports without drilling or welding. A complete selection of beam clamps, pipe clamps, rollers, supports and accessories are designed for use with B-Line channels and offer many installation advantages.

Materials & Finishes (Unless otherwise noted)

Pipe clamps, pipe hangers, beam clamps, brackets, and rollers are made from low carbon steel strips, plates or rod unless noted.

Finish Code	Finish	Specification
PLN	Plain	ASTM A1018 Gr. 33 ASTM A1011 SS Grade 33
ZN	Electro-Plated Zinc	ASTM B633 SC3 Type III or ASTM A653
GRN	DURA-GREEN™	
-	Malleable Iron	ASTM A47 Gr. 32510
HDG	Hot-Dipped Galvanized	ASTM A123
CZ	Chromium Zinc	ASTM F1136
SS4	Stainless Steel Type 304	ASTM A240
SS6	Stainless Steel Type 316	ASTM A240
AL	Aluminum	ASTM B209

Note: A minimum order may apply on special material and finishes.

Load Data

The load data published includes a safety factor of 5.0 unless noted (safety factor = ratio of ultimate load to the design load).

Recommended Torque For Setscrews (unless noted)

Setscrew Size	1/4"-20	3/8"-16	1/2"-13
Foot/Lbs.	4	5	11
Nm	5	7	15

Setscrew Size	5/8"-11	3/4"-10
Foot/Lbs.	21	34
Nm	28	46

See chart on page 72 for bolt torque.

Metric

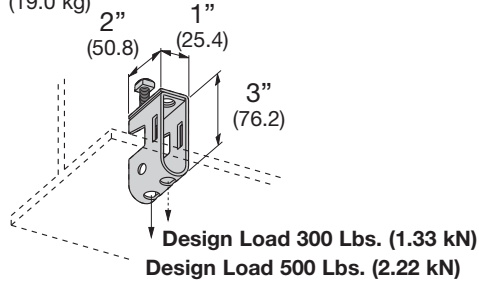
Metric dimensions are shown in parentheses. Unless noted, all metric dimensions are in millimeters.



Beam Clamps

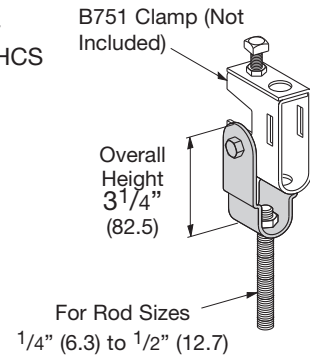
B751 BEAM CLAMP

- Safety Factor of 5
- 3/4" (19.0) Max. Flange Thickness
- Setscrew and Locknut included
- Maximum ATR Size 1/2"
- Use B753 Swivel Nut (not included)
- Material: 12 Gauge (2.6)
- Standard finish: ZN, HDG
- Wt./C 42 Lbs. (19.0 kg)



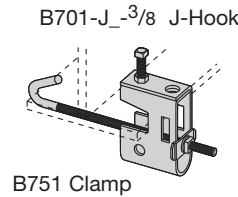
B752 BEAM CLAMP SWIVEL

- Design Load 500 Lbs. (2.22 kN)
- Safety Factor of 5
- Material: 12 Gauge (2.6)
- Use B753 Swivel Nut (not included)
- Includes:
 - 1 pc. B752 Swivel Body
 - 1 pc. 5/16"-18 x 1 3/4" HHCS
 - 1 pc. 5/16"-18 Hex Nut
- Standard finish: ZN
- Wt./C 30 Lbs. (13.6 kg)



B751-J_-3/8 BEAM CLAMP ASSEMBLY

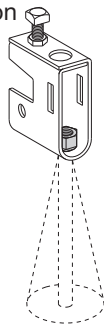
- Includes:
 - 1 pc. B751 Beam Clamp
 - 1 pc. B701 Type J-Hook only
 - 1 pc. SA203-158 Clip
 - 1 pc. 3/8"-16 Hex Nut
- 1/4" (6.3) Diameter J-Hook available upon request
Part Number changes to B751-J_-1/4 and a 1/4-20 Machine Square Nut (MSQN) is used
- Use B753 Swivel Nut (not included)
- Standard finishes: ZN



Part No.	For Flange Width		Wt./C	
			Lbs.	kg
B751-J4-3/8	3"-6"	(76.2-152.4)	70	(31.7)
B751-J6-3/8	5"-9"	(127.0-228.6)	78	(35.4)
B751-J9-3/8	8"-12"	(203.2-304.8)	83	(37.6)
B751-J12-3/8	11"-15"	(279.4-381.0)	88	(39.9)

B753 SWIVEL NUT

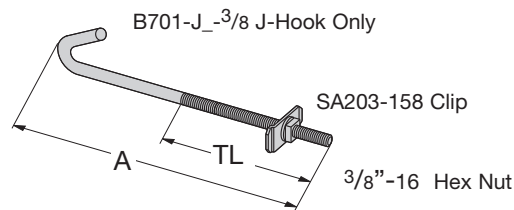
- Provides a full swivel of 15° in any direction
Specify rod size
- Standard finish: ZN



Part No.	For Rod Size	Wt./C	
		Lbs.	kg
B753-3/8	3/8"-16	4.0	(1.8)
B753-1/2	1/2"-13	3.4	(1.5)

B701 SERIES J-HOOK

- 1/4" (6.3) Diameter J-Hook available upon request
Part Number changes to B751-J_-1/4 and a 1/4-20 Machine Square Nut (MSQN) is used
- Standard finish: ZN



Part No.	A	Thread Length TL		Wt./C	
		Lbs.	kg	Lbs.	kg
B701-J4-3/8	8 3/4"	(222.2)	5 1/2"	(139.7)	26 (11.8)
B701-J6-3/8	11 3/4"	(298.4)	6 1/2"	(165.1)	34 (15.4)
B701-J9-3/8	14 3/4"	(374.6)	6 1/2"	(165.1)	41 (18.6)
B701-J12-3/8	17 3/4"	(450.8)	6 1/2"	(165.1)	48 (21.8)

Reference page 112 for general fitting and standard finish specifications.