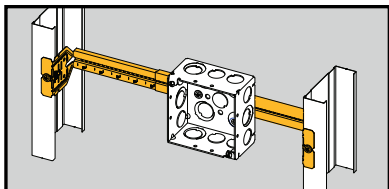


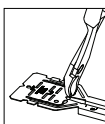
Wall studs



Telescoping Box Mounting Bracket



- Completely adjustable fits a range of stud spacings
- Mounts 1 1/2", 2 1/8", 2 1/2", and 2 13/16" deep boxes
- Increased rigidity through center groove design
- Only two screws required to mount for 1 1/2" and 2 1/8" box depths
- Pre-punched screw holes provide for easy box installation.
- Bar is marked with scale for stud spacing.
- Finish: Pre-Galvanized.



1 1/2"

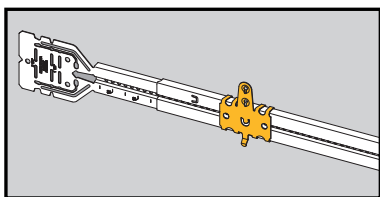
2 1/8"

2 1/2"

2 13/16"

UPC/Part Number	Catalog Number	Metal Stud Spacing	Box Qty.
79903863001	BB2-16T	11" to 18"	50
79903863002	BB2-24T	15 1/2" to 26"	50

Patent pending.



Box Mounting Clip



- Allows for pre-fabrication of the electrical box prior to installing the box onto the bracket
- Tool-less, simply installs by snapping onto the bracket and requires no hardware to secure
- Contact factory for pre-fab box assemblies.



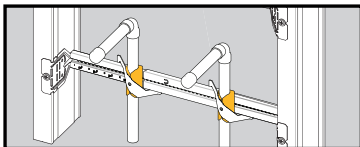
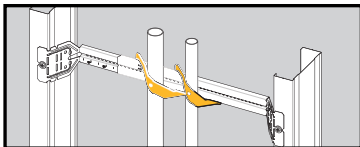
BB2TSC



UPC/Part Number	Catalog Number	Stud Spacing	Box Qty.
79903863003	BB2TSC	Box Mounting Clip	100

Patent pending.

Read safety/installation instruction sheets in packages before use. These products are designed for positioning only. No load rating.



- Pipe/conduit clamps require no hardware to install and help provide support anywhere between the stud
- Copper pipe insulator sleeves help provide protection of differing metals



Box Mounting Accessories

UPC/Part Number	Catalog Number	Description	Box Qty.
79903863004	BB2TPC-038	Pipe/Conduit Clamp 3/8"	100
79903863005	BB2TPC-050	Pipe/Conduit Clamp 1/2"	100
79903863006	BB2TPC-075	Pipe/Conduit Clamp 3/4"	100
79903863007	BB2TPC-100	Pipe/Conduit Clamp 1"	100
79903863013	BB2TCT-050	Copper Pipe Insulator Sleeve 1/2"	100
79903863015	BB2TCT-075	Copper Pipe Insulator Sleeve 3/4"	100
79903863016	BB2TCT-100	Copper Pipe Insulator Sleeve 1"	100

Patents pending

Note: Secures to B-Line BB2-16T and BB2-24T telescoping brackets only. For a standard 2 1/8" deep box, the stud depth must be 3 1/2" or greater. For a shallow 1 1/2" deep box, the stud depth must be 2 1/2" or greater.

Mounting Screws

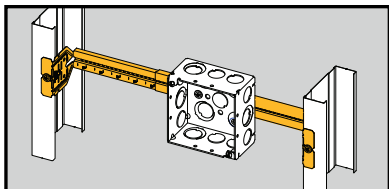


UPC/Part Number	Catalog Number	Description	Box Qty.
78101101675	BWHS-9	#8 x 9/16" Sheet Metal Screw	1000
78101104925	BWHS-9D	#8 x 9/16" Self-Drilling Sheet Metal Screw	1000

Note: BWHS-9 & BWHS-9D can be used with all fasteners requiring attachment with sheet metal screws, except on BB2-16, BB2-16D, BB2-24 & BB2-24D which only BWHS-9 can be used.

Read safety/installation instruction sheets in packages before use. These products are designed for positioning only. No load rating.


Wall studs



Telescoping Box Mounting Bracket

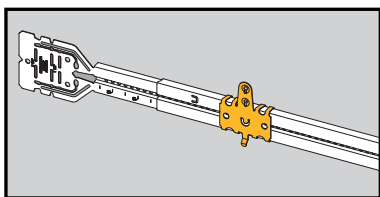


- Completely adjustable fits a range of stud spacings
- Mounts 1 1/2", 2 1/8", 2 1/2", and 2 13/16" deep boxes
- Increased rigidity through center groove design
- Only two screws required to mount for 1 1/2" and 2 1/8" box depths
- Pre-punched screw holes provide for easy box installation.
- Bar is marked with scale for stud spacing.
- Finish: Pre-Galvanized.



UPC/Part Number	Catalog Number	Metal Stud Spacing	Box Qty.
79903863001	BB2-16T	11" to 18"	50
79903863002	BB2-24T	15 1/2" to 26"	50

Patent pending.



Box Mounting Clip



- Allows for pre-fabrication of the electrical box prior to installing the box onto the bracket
- Tool-less, simply installs by snapping onto the bracket and requires no hardware to secure
- Contact factory for pre-fab box assemblies.



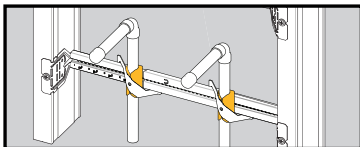
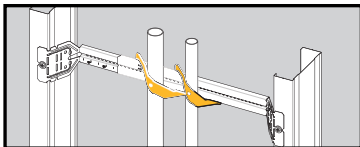
BB2TSC



UPC/Part Number	Catalog Number	Stud Spacing	Box Qty.
79903863003	BB2TSC	Box Mounting Clip	100

Patent pending.

Read safety/installation instruction sheets in packages before use. These products are designed for positioning only. No load rating.



- Pipe/conduit clamps require no hardware to install and help provide support anywhere between the stud
- Copper pipe insulator sleeves help provide protection of differing metals



Box Mounting Accessories

UPC/Part Number	Catalog Number	Description	Box Qty.
79903863004	BB2TPC-038	Pipe/Conduit Clamp 3/8"	100
79903863005	BB2TPC-050	Pipe/Conduit Clamp 1/2"	100
79903863006	BB2TPC-075	Pipe/Conduit Clamp 3/4"	100
79903863007	BB2TPC-100	Pipe/Conduit Clamp 1"	100
79903863013	BB2TCT-050	Copper Pipe Insulator Sleeve 1/2"	100
79903863015	BB2TCT-075	Copper Pipe Insulator Sleeve 3/4"	100
79903863016	BB2TCT-100	Copper Pipe Insulator Sleeve 1"	100

Patents pending

Note: Secures to B-Line BB2-16T and BB2-24T telescoping brackets only. For a standard 2 1/8" deep box, the stud depth must be 3 1/2" or greater. For a shallow 1 1/2" deep box, the stud depth must be 2 1/2" or greater.

Mounting Screws



UPC/Part Number	Catalog Number	Description	Box Qty.
78101101675	BWHS-9	#8 x 9/16" Sheet Metal Screw	1000
78101104925	BWHS-9D	#8 x 9/16" Self-Drilling Sheet Metal Screw	1000

Note: BWHS-9 & BWHS-9D can be used with all fasteners requiring attachment with sheet metal screws, except on BB2-16, BB2-16D, BB2-24 & BB2-24D which only BWHS-9 can be used.

Read safety/installation instruction sheets in packages before use. These products are designed for positioning only. No load rating.