

Steel Fan & Fixture Mounting Box with Adjustable Mounting Bracket for New Construction

Heavy-duty, plated steel fan/fixture box with fully adjustable mounting bracket. Adjusts from 16" to 24" o.c. spacing.



FEATURES AND BENEFITS

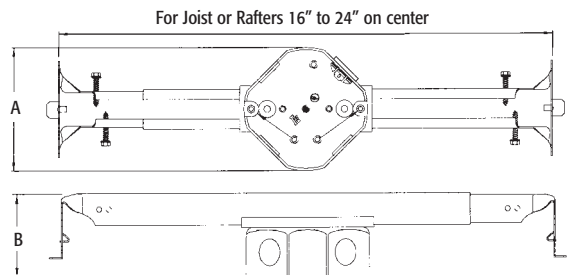

- No loose parts to misplace
- Heavy-duty plated steel construction eliminates fan wobble
- Versatile 16" to 24" on-center positioning
- Bracket preset for 1/2" ceiling thicknesses
- Works on ceilings up to 1-1/4" thick – fully adjustable! For ceiling material greater than 5/8", convenient indicator marks allow you to bend the bracket at the scoreline matching your ceiling depth for a flush ceiling installation.
- Locator tabs included for installation ease
- Fan/fixture installation screws are **parked**...ready for easy fan/fixture bracket installation!
- UL rated: 70 lb. fan/90 lb. fixture at 24" o.c. and 70 lb. fan/150 lb. fixture at 16" o.c.; CSA rated: 50 lb. fan/fixture

Note: Install fan or fixture (not included) in accordance with manufacturer's instructions and all local applicable electrical codes, using the parked screws provided.

CATALOG NUMBER	UPC/DCI/NAED MFG #018997	DESCRIPTION / STYLE	UNIT PKG	STD PKG	DIM A	DIM B
FBR5415	72250	For up to 1-1/4" ceiling thickness 15.6 Cu. In.	1	10	4.250	3.572



For fan/fixture BOX dimensions, refer to FBS415 on page R-4.

Refer to chart on page R-18 for load ratings and number of single conductors.



Installation Instructions for 1/2" Ceilings

1. Nail "tooth" to joist to temporarily hold bracket in place.
2. Remove parked screws provided on each side of bracket and use them to attach bracket to joists.
3. Use provided box screw to adjust box position from 16" to 24" on-center between joists.
4. Use provided parked fan/fixture installation screws to install fan/fixture mounting bracket. (Installation of drywall not shown.)




FBR5415 includes...

Box/bracket, screws to adjust box position, installed NM cable connector & mud cover, multiple KOs, four installation screws parked-in-place (ready for installer), and two screws for fan/fixture bracket installation (screwed in place until removed by installer).

For a **LOWER COST** option, check out **FBR423** on page Q-8

Mounts easily and securely between joists...adjusts from 16" to 24" o.c.



Bend bracket along the scorelines for 3/4", 1", or 1-1/4" ceiling depths!

