

## SNAP<sup>2</sup>IT<sup>®</sup> Connectors with Insulated Throat

Zinc die-cast. For AC • MCI-A • HCF steel and aluminum cable • Flexible metal conduit steel and aluminum (regular and reduced wall) • MCI cable • Continuous corrugated aluminum • ACG90 • AC90.



CATALOG NUMBER	UPC/DCI/NAED MFG #018997	TRADE SIZE	KO SIZE	UNIT PKG	STD PKG	DIM A	DIM B	DIM C	DIM D	CABLE RANGE
3810AST	00385	3/8	1/2	50	500	1.473	1.179	.840	.316	.370 - .490
4010AST	40355	3/8	1/2	50	500	1.473	1.244	.840	.404	.405 - .612
5010AST	00517	1/2	1/2	25	250	2.210	1.514	.840	.614	.590 - .920
7510AST	55090	3/4	3/4	25	25	2.496	1.709	1.058	.828	.895 - 1.110

†Provided with red tinted inside clip so you can tell the between from a 3810AST to 4010AST.

Refer to chart on page E-22 for a list of cable types.  
Refer to chart on page E-25 for MCI-A cable ranges.

Concrete tight when taped.

SNAP-TITE<sup>®</sup> and SNAP<sup>2</sup>IT<sup>®</sup> products have been tested and listed by UL in accordance with UL's ground fault requirements.

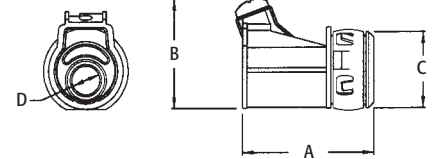
For additional information see page 6.

PATENTED.



### FEATURES AND BENEFITS



- Installs as fast and costs the same as our other SNAP<sup>2</sup>IT fittings, but cable insertion is even easier!
- Simply snap the cable into the fitting and snap it into the box... no tools needed! The screw only holds the clip in place.
- Widest cable ranges – accommodates cable from 14/2 to 10/4.
- Super-secure – the angled, two-prong clip locks down on MC cable so there's no chance of pullout.
- Cable is removable. Simply loosen the screw on top.



### Easy cable insertion – Tight, secure hold!



Back View  
Note angled,  
two-prong clip



See Page E-1 for ring  
removal instructions

## Cable Types and Ranges

Style	Part Number (ST = Snap-Tite®)	Knock-Out Size	ACG90	AC90	TECK90	Outer Armor Diameter Flex • A/C • M/C	Throat Diameter	Number of Cables	Flexible Metal Conduit (FMC)				Armored Cable (A/C)		Metal Clad Cable (M/C)		A/C M/C	
									Insulated Throat	Steel	Aluminum	Reduced Wall Steel	Reduced Wall Aluminum	Steel	Aluminum	Steel		Aluminum Corrugated
SNAPZIT® Connectors (Push-In Type)	38A	1/2				0.405 - 0.605	0.405	1	•	•	•	•	•	•	•	•	•	•
	38AST	1/2		0.450 - 0.550		0.405 - 0.605	0.405	1	•	•	•	•	•	•	•	•	•	•
	380ST	1/2				0.405 - 0.605	0.400	1	•	•	•	•	•	•	•	•	•	•
	380AST	1/2				0.405 - 0.605	0.400	1	•	•	•	•	•	•	•	•	•	•
	3810AST	1/2	0.460 - 0.480	0.450 - 0.480		0.370 - 0.510	0.316	1	•	•	•	•	•	•	•	•	•	•
	3838ST	1/2		0.450 - 0.550		0.405 - 0.605	0.620	2	•	•	•	•	•	•	•	•	•	•
	3838AST	1/2				0.405 - 0.605	0.620	2	•	•	•	•	•	•	•	•	•	•
	3890AST	1/2				0.405 - 0.605	0.405	1	•	•	•	•	•	•	•	•	•	•
	383810AST	1/2	0.460 - 0.480	0.450 - 0.550		0.370 - 0.510	0.624	2	•	•	•	•	•	•	•	•	•	•
	40AST	1/2		0.480 - 0.550		0.485 - 0.610	0.405	1	•	•	•	•	•	•	•	•	•	•
	400AST	1/2				0.485 - 0.610	0.400	1	•	•	•	•	•	•	•	•	•	•
	4010AST	1/2	0.460 - 0.505	0.450 - 0.550		0.405 - 0.610	0.404	1	•	•	•	•	•	•	•	•	•	•
	4040AST	1/2		0.480 - 0.550		0.485 - 0.610	0.620	2	•	•	•	•	•	•	•	•	•	•
	4090AST	1/2				0.485 - 0.610	0.405	1	•	•	•	•	•	•	•	•	•	•
	404010AST	1/2	0.460 - 0.505	0.450 - 0.550		0.405 - 0.610	0.624	2	•	•	•	•	•	•	•	•	•	•
	5010AST	1/2		0.550 - 0.850		0.590 - 0.920	0.614	1	•	•	•	•	•	•	•	•	•	•
	5090AST	1/2				0.860 - 0.920	0.405	1	•	•	•	•	•	•	•	•	•	•
505010AST	3/4		0.650 - 0.850		0.590 - 0.920	0.810	2	•	•	•	•	•	•	•	•	•	•	
7510AST	3/4		0.900 - 0.970		0.895 - 1.110	0.828	1	•	•	•	•	•	•	•	•	•	•	
Multi End Stop Clamp Type Connectors	8412	1		0.850 - 0.980	0.850 - 0.990	0.780 - 1.120	0.625 - 1.018	1	•	•	•	•	•	•	•	•	•	•
	8413	1-1/4		0.850 - 0.980	0.990 - 1.350	1.000 - 1.460	0.782 - 1.361	1	•	•	•	•	•	•	•	•	•	•
	8414	1-1/2			1.350 (4 Conductors)	1.360 - 1.770	1.175 - 1.587	1	•	•	•	•	•	•	•	•	•	•
	8415	2			1.650 (3 Conductors) 2.150 (3 Conductors) 2.250 (4 Conductors)	1.700 - 2.200	1.562 - 2.060	1	•	•	•	•	•	•	•	•	•	•
	8416	2-1/2			2.150 (3 Conductors) 2.250 (4 Conductors) 2.650 (3 Conductors)	2.100 - 2.700	1.979 - 2.462	1	•	•	•	•	•	•	•	•	•	•
	8417	3			2.650 (3 Conductors)	2.500 - 3.300	2.404 - 3.081	1	•	•	•	•	•	•	•	•	•	•
Clamp Type Two Cable Connectors	846	1/2				0.370 - 0.612	0.630	2	•	•	•	•	•	•	•	•	•	•
	846ST	1/2				0.370 - 0.612	0.630	2	•	•	•	•	•	•	•	•	•	•
	846AST	1/2				0.370 - 0.612	0.560	2	•	•	•	•	•	•	•	•	•	•
	846SS	1/2				0.370 - 0.612	0.630	2	•	•	•	•	•	•	•	•	•	•
	84690	1/2				0.370 - 0.612	0.630	2	•	•	•	•	•	•	•	•	•	•
	84690ST	1/2				0.370 - 0.612	0.630	2	•	•	•	•	•	•	•	•	•	•
Single Screw Clamp Type	L15A	1/2				0.460 - 0.585	0.340 x 0.430	1	•	•	•	•	•	•	•	•	•	•
	L15AST	1/2		0.480 - 0.650		0.460 - 0.585	0.340 x 0.510	1	•	•	•	•	•	•	•	•	•	•
	L16	1/2	0.480 - 0.600	0.480 - 0.650		0.370 - 0.670	0.400 x 0.580	1	•	•	•	•	•	•	•	•	•	•
	L16ST	1/2	0.480 - 0.600	0.480 - 0.650		0.370 - 0.670	0.400 x 0.580	1	•	•	•	•	•	•	•	•	•	•
	L160	1/2				0.370 - 0.510	0.312	1	•	•	•	•	•	•	•	•	•	•
	L160ST	1/2				0.370 - 0.510	0.312	1	•	•	•	•	•	•	•	•	•	•
	L17	1/2		0.650 - 0.980	0.850	0.630 - 0.890	0.620	1	•	•	•	•	•	•	•	•	•	•
	L17ST	1/2		0.650 - 0.980	0.850	0.630 - 0.890	0.620	1	•	•	•	•	•	•	•	•	•	•
	L18	3/4		0.890 - 0.980	0.990	0.820 - 1.040	0.818	1	•	•	•	•	•	•	•	•	•	•
	L18ST	3/4		0.890 - 0.980	0.990	0.820 - 1.040	0.818	1	•	•	•	•	•	•	•	•	•	•
	L19	1				1.100 - 1.400	1.030	1	•	•	•	•	•	•	•	•	•	•
	L19ST	1				1.100 - 1.400	1.030	1	•	•	•	•	•	•	•	•	•	•

Flex • AC • MC