


# Weatherproof Boxes, Covers, Lampholders and Lighting Fixtures

## Applications

- Use in branch circuit wiring for wet, damp or dry locations.
- May be used as a junction box or a device box for switches, receptacles, GFCIs, etc.
- Lampholders are for use in exterior and interior applications to provide safety and security for driveways, doorways and walkways.
- Lighting fixtures are for use in areas where moisture ingress is a concern such as construction sites, tunnels, bridges and subways.

## Features

- Rugged continuous and seamless diecast construction prevents entry of dirt, dust and moisture.
- Powder coating is applied for uniform cosmetic coating and weatherproof durability.
- Mounting can be achieved with mounting lugs (provided) or by using the integral mounting knockouts.
- Smooth, accurately tapped hubs prevent wire abrasion.
- Clear UL marking and volumetric marking cast into each box and extension ring facilitate electrical inspection.
- Continuous box and cover compression ensure complete sealing at gasket interface to prevent moisture entry.
- Lockable covers and covers with integral devices are offered.
- Closure plugs (2), mounting lugs (2) and green ground screw provided with each box.
- Mounting hardware and gasket provided with each cover.
- Locking swivel knuckle on lampholders permits positive lamp positioning and accurate directional aiming.
- Lampholders are supplied with all hardware including locknuts, porcelain sockets and internal gaskets for reliability and weather protection.
- Photocells and lampholders are supplied with long leads (4" from the end of the knuckle) to facilitate wiring.
- Lighting fixtures are factory assembled and fully gasketed to ensure fast and easy installation.
- Complete installation instructions are provided with each item.
- In-Use covers include patented inserts and comply with NEC® requirements.
- Lighting fixtures are individually boxed, labeled and bar coded for ease of handling and identification.



Most of the boxes, covers and lampholders are individually shrink wrapped, labeled and bar coded for ease of handling and identification.

Sturdy corrugated boxes with easy lift-off top with shrink wrapping facilitate merchandising.

## Material/Finish

- Boxes, extensions, covers, lamp-holders, lighting fixtures, and closure plugs: diecast aluminum
- In-use covers: polycarbonate
- Lugs: stamped aluminum (one- and two-gang boxes), integrally cast (round boxes)
- Cover screws: plated steel
- Gaskets: closed cell foam (covers), fiber (lampholders), closed cell foam or fiber (lighting fixtures)
- Glass: annealed glass
- Sockets: porcelain (lampholders and lighting fixtures)






## Compliances and Certifications

- UL Standard: 514A, 514D, 1598 as applicable
- UL Listed: E2527
- CSA Standard: C22.2 No. 18.1, C22.2 No. 250.0 as applicable
- cUL Listed: E2527
- NEMA: FB-1, OS-1

# One-Gang Weatherproof Outlet Boxes and Extensions

Closure plugs, ground screw and mounting lugs included.

UL Standard: 514A  
 UL Listed: E2527  
 CSA Standard: C22.2 No. 18.1  
 cUL Listed: E2527  
 NEMA: FB-1, OS-1

	Catalog Number	Depth (inches)	Wiring Cubic Inch Capacity	Hub Size (inches)	No. of Hubs
	WSL150 *	2	18.3	1/2	4
	WSL175	2	18.3	3/4	4
	WSM150 *	2	18.3	1/2	3
	WSM175	2	18.3	3/4	3
	WSM110	2	18.3	1	3
	WSP150	2	18.3	1/2	5
	WSP175	2	18.3	3/4	5
	WSX150	2	18.3	1/2	5
	WSX175	2	18.3	3/4	5
	WSX110	2	18.3	1	5
	WDM150	2-5/8	25.5	1/2	3
	WDM175	2-5/8	25.5	3/4	3
	WDM110	2-5/8	25.5	1	3

Commercial Products

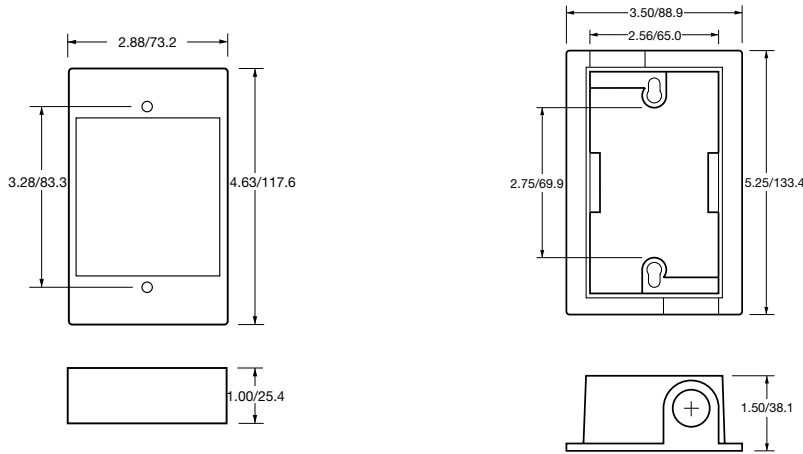
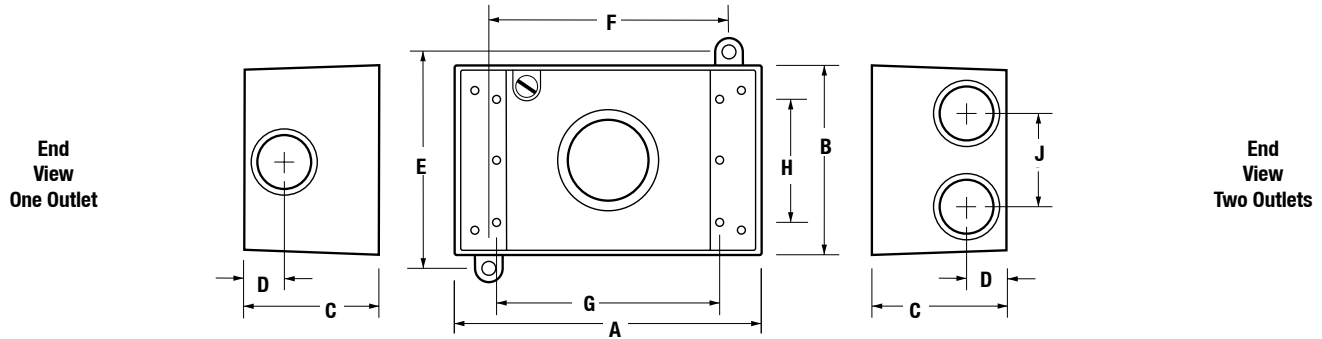
COMMERCIAL PRODUCTS: WEATHERPROOF OUTLET BOXES AND COVERS

\* Catalog number shown represents gray color. White (Suffix **W**) and Bronze (Suffix **B**) also available. Consult local sales representative for lead time.

# One-Gang Box and Extension Dimensions

Closure plugs, ground screw and mounting lugs included.

UL Standard: 514A  
 UL Listed: E2527  
 CSA Standard: C22.2 No. 18.1  
 cUL Listed: E2527  
 NEMA: FB-1, OS-1



### Dimensions (Inches/Millimeters)

Extensions and Extension Adapters are used to provide additional capacity needed for NEC box fill requirements. Adapters allow installer to add "take-offs" to new boxes and/or devices.

Extension E1

Flanged Extension Adapter: WEFX50, WEFX75

Catalog Number	A	B	C	D	E	F	G	H	J
WSL150	4.56/115.8	2.81/71.4	2.00/50.8	0.68/17.5	3.06/77.7	3.50/88.9	3.25/82.6	1.88/47.8	1.43/36.5
WSL175	4.56/115.8	2.81/71.4	2.00/50.8	0.68/17.5	3.06/77.7	3.50/88.9	3.25/82.6	1.88/47.8	1.43/36.5
WSM150	4.56/115.8	2.81/71.4	2.00/50.8	0.68/17.5	3.06/77.7	3.50/88.9	3.25/82.6	1.88/47.8	-
WSM175	4.56/115.8	2.81/71.4	2.00/50.8	0.68/17.5	3.06/77.7	3.50/88.9	3.25/82.6	1.88/47.8	-
WSM110	4.56/115.8	2.81/71.4	2.00/50.8	0.68/17.5	3.06/77.7	3.50/88.9	3.25/82.6	1.88/47.8	-
WSP150	4.56/115.8	2.81/71.4	2.00/50.8	0.68/17.5	3.06/77.7	3.50/88.9	3.25/82.6	1.88/47.8	1.43/36.5
WSP175	4.56/115.8	2.81/71.4	2.00/50.8	0.68/17.5	3.06/77.7	3.50/88.9	3.25/82.6	1.88/47.8	1.43/36.5
WSX150	4.56/115.8	2.81/71.4	2.00/50.8	0.68/17.5	3.06/77.7	3.50/88.9	3.25/82.6	1.88/47.8	-
WSX175	4.56/115.8	2.81/71.4	2.00/50.8	0.68/17.5	3.06/77.7	3.50/88.9	3.25/82.6	1.88/47.8	-
WSX110	4.56/115.8	2.81/71.4	2.00/50.8	0.68/17.5	3.06/77.7	3.50/88.9	3.25/82.6	1.88/47.8	-
WDM150	4.56/115.8	2.81/71.4	2.63/66.8	0.75/19.1	3.06/77.7	3.50/88.9	3.25/82.6	1.88/47.8	-
WDM175	4.56/115.8	2.81/71.4	2.63/66.8	0.75/19.1	3.06/77.7	3.50/88.9	3.25/82.6	1.88/47.8	-
WDM110	4.56/115.8	2.81/71.4	2.63/66.8	0.75/19.1	3.06/77.7	3.50/88.9	3.25/82.6	1.88/47.8	-
WDX150	4.56/115.8	2.81/71.4	2.63/66.8	0.75/19.1	3.06/77.7	3.50/88.9	3.25/82.6	1.88/47.8	-
WDX175	4.56/115.8	2.81/71.4	2.63/66.8	0.75/19.1	3.06/77.7	3.50/88.9	3.25/82.6	1.88/47.8	-
WDX110	4.56/115.8	2.81/71.4	2.63/66.8	0.75/19.1	3.06/77.7	3.50/88.9	3.25/82.6	1.88/47.8	-