















FS and FD Receptacle Covers and Plugs for Single Gang Device Boxes

NEMA 3R Wet Locations. Malleable Iron and Aluminum Covers for Ridge Top Boxes.

Receptacle Cover has threaded aluminum cap. Plug has neoprene boot and aluminum fastening ring. Furnished with receptacle, neoprene gasket, stainless steel screws.

Receptacle	Plug	Pole/Wire	Catalog Number Receptacles		Plug
			Malleable Iron	Aluminum	
Non-Locking, "U" Shaped Grounding Type					
Receptacle takes "U" shaped or round grounding contact plugs.					
15 Amp, 125V					
NEMA 5-15R 	NEMA 5-15P 	2P,3W	FSK5-15	FSK5-15-A	FSWP5-15
20 Amp, 125V					
NEMA 5-20R 	NEMA 5-20P 	2P,3W	FSK5-20†	FSK5-20-A†	FSWP5-20
15 Amp, 250V					
NEMA 6-15R 	NEMA 6-15P 	2P,3W	FSK6-15	FSK6-15-A	FSWP6-15
20 Amp, 250V					
NEMA 6-20R 	NEMA 6-20P 	2P,3W	FSK6-20‡	FSK6-20-A‡	FSWP6-20
Also takes FSWP5-15 Plugs ‡Also takes FSWP6-15 Plugs					
Locking Grounding Type					
15 Amp, 125V					
NEMA L5-15R 	NEMA L5-15P 	2P,3W	FSKL5-15		FSWPL5-15
15 Amp, 250V					
NEMA L6-15R 	NEMA L6-15P 	2P,3W	FSKL6-15		FSWPL6-15
15 Amp, 277V					
NEMA L7-15R 	NEMA L7-15P 	2P,3W	FSKL7-15		FSWPL7-15
Gasket (Replacement)					
Neoprene—for use with wet location covers.				FS-GKR-1N	

FS and FD Cast Device Boxes: Malleable Iron, Aluminum

UNILETS® for use with Threaded Rigid Conduit and IMC.
All Device Boxes have Ridge Top Construction.

Applications

- Accommodate wiring devices such as switches and receptacles.
- Provide excellent service in areas where boxes are subject to rough usage.
- Serve as pull boxes for conductors.
- Permit access to conductors for maintenance.
- Provide openings for making splices.
- Allow connections for branch conduit runs.
- FS and FD blank bodies—for special conduit-entrance arrangements.

Features: All FS and FD Boxes

- Corrosion-resistant—ideal for indoor and outdoor installations.
- Weatherproof, raintight and dust-tight when used with cast gasketed covers.
- FS and FD boxes take standard flush wiring devices.
- FD boxes take devices exceeding 1-5/8" in depth under fastening ears.
- Malleable iron for high tensile strength and ductility—provides greater resistance to impact and shock.
- Both malleable iron and aluminum boxes have ridge top construction for positive cover/gasket/box fit.
- Accurately tapped, tapered threads for tight, rigid joints, ground continuity.
- Complete selection of covers, receptacles, plugs, gaskets and accessories.
- Covers have captive stainless steel screws to speed installation, prevents loss of screws.
- Internal grounding screws standard.

Features: Cast Hub Boxes


- ① Available in single, two and three gang and tandem.
- Smooth, rounded integral bushing in each hub protects conductor insulation.

Features: FDB Blank Bodies for Drilling and Tapping

- ② Available in single, two and three gang boxes.
- Drilling and tapping from 1/2" thru 1-1/2".
- Minimum engagement of 3-1/2 threads.
- With mounting lugs.
- FDB-2GL and FDB-3GL can also be drilled and tapped in back of box (wall opposite cover).



① Cast Hub Boxes.
Single Gang shown.



② Blank Bodies for Drilling and tapping. FDB-3L shown.



③ Blank Bodies for Brazed Hubs. FS-2G shown.

Features: FS & FD Blank

Bodies for Brazed Hubs

- ④ Available in single, two, three and four gang boxes.
- Brazed threaded hubs for threaded conduit from 1/2" thru 1-1/2" and brazed union hubs from 1/2" thru 1-1/4".
- Smooth, rounded integral bushing in each hub protects conductor insulation.

Standard Materials

- Cast Hub Device Boxes and Boxes for Drilling and Tapping: malleable iron or copper-free (4/10 of 1% max.) aluminum.
- Brazed Hubs: malleable iron.
- Covers: malleable iron, steel, or copper-free (4/10 of 1% max.) aluminum.

Standard Finishes

- Malleable Iron Device Boxes: triple-coat—(1) zinc electroplate, (2) dichromate, and (3) epoxy powder coat.
- Aluminum Device Boxes: epoxy powder coat.

- Malleable Iron Covers with Gaskets: triple-coat—(1) zinc electroplate, (2) dichromate, and (3) epoxy powder coat.

- Steel Covers: zinc electroplate.

- Aluminum Covers: epoxy powder coat.

Compliances

- UL Standard: 498 and 514A.
- U.S. Federal Specification W-C-586B.
- Appleton malleable iron products conform to ASTM A47-77, Grade 32510, which has the following properties: tensile strength, 50,000 psi; yield, 32,000 psi; and elongation, 10%.
- Appleton aluminum products are produced from a high strength copper-free (4/10 of 1% max.) alloy.

Reference Data

- When ordering drilled and tapped openings or brazed hubs for blank bodies, refer to "Ordering Information" pages.



Gasket is designed so that it wraps around ridge top of Appleton aluminum or malleable iron device box. Result is a positive seal against moisture.



Gasket construction. Cover tightens on largest perimeter of gasket and fits snugly against portion of gasket that wraps around ridge top of box.