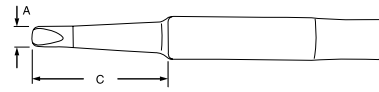


# TIPS

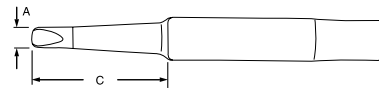
**ST SERIES TIPS FOR WP25 / WP30 / WP35 IRONS  
TINNED WITH LEAD FREE SOLDER**

## SCREWDRIVER



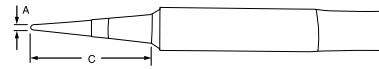
Cat No.	A		C	
	IN.	MM	IN.	MM
ST1	0.062	1.58	0.75	19.05
ST2	0.093	2.38	0.75	19.05
ST3	0.125	3.17	0.75	19.05
ST4	0.187	4.74	0.75	19.05
ST6	0.031	0.79	0.75	19.05
ST8	0.062	1.58	0.75	19.05

## SINGLE FLAT



Cat No.	A		C	
	IN.	MM	IN.	MM
ST5	0.031	0.79	0.75	19.05

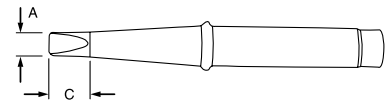
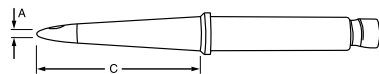
## CONICAL



Cat No.	A		C	
	IN.	MM	IN.	MM
ST7	0.031	0.79	0.75	19.05

# TIPS

**CT SERIES TIPS FOR W60P AND W100P IRONS AND WLC100 STATION  
TINNED WITH LEAD FREE SOLDER**



## CT5 SERIES SCREWDRIVER

## CT6 SERIES SCREWDRIVER

600° F Cat. No.	700° F Cat. No.	800° F Cat. No.	900° F Cat. No.	FITS IRON	A		C	
					IN.	MM	IN.	MM
-	CT5A7	CT5A8	-	<b>W60P</b>	0.062	1.58	1.15	29.36
-	-	CT5B8	-	<b>W60P</b>	0.093	2.38	1.15	29.36
-	CT5C7	CT5C8	-	<b>W60P</b>	0.125	3.17	1.15	29.36
-	CT5D7	CT5D8	-	<b>W60P</b>	0.187	4.74	1.15	29.36
-	CT5E7	CT5E8	-	<b>W60P</b>	0.250	6.35	1.15	29.36
CT6C6	CT6C7	CT6C8	-	<b>W100P</b>	0.125	3.17	1.37	34.92
CT6D6	CT6D7	CT6D8	-	<b>W100P</b>	0.187	4.74	1.37	34.92
CT6E6	CT6E7	CT6E8	-	<b>W100P</b>	0.250	6.35	1.37	34.92
CT6F6	CT6F7	CT6F8	CT6F9	<b>W100P</b>	0.375	9.52	1.37	34.92
-	CT6G7	-	-	<b>W100P</b>	-	-	1.37	34.92