
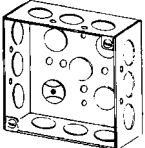


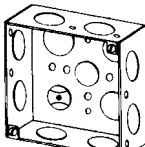




Outlet and Switch Boxes

4" Square Boxes - 1-1/2" Deep

With Knockouts

NEC:
Listed for Ordinary Locations

| | Depth (Inches) | Wiring Cubic Inch Capacity | Knockout Description | | | Weight per 100 kg (lb) | Catalog Number (Universal No.) |
|---|---|-------------------------------|----------------------|-----------|----------------------|---------------------------|-----------------------------------|
| | | | Sides | Ends | Bottom | | |
|  1-1/4" Deep, Drawn | 1-1/4 | 18.0 | (10) 1/2" | — | (5) 1/2" | 27.67 (61.0) | 4SL-1/2 (52141-1/2) |
|  1-1/2" Deep, Welded | 1-1/2 | 21.0 | (12) 1/2" | — | (4) 1/2" | 33.11 (73.0) | 4S-1/2 (52151-1/2) |
| |  | 1-1/2 | 21.0 | (12) 1/2" | — | (4) 1/2" | 33.11 (73.0) |
|  1-1/2" Deep, Drawn | 1-1/2 | 21.0 | (12) 1/2" | — | (5) 1/2" | 33.11 (73.0) | 4S1/2-DR (52151-1/2) |
|  1-1/2" Deep, Welded | 1-1/2 | 21.0 | (8) 3/4" | — | (2) 1/2" (2) 3/4" | 30.39 (67.0) | 4S-3/4 (52151-3/4) |
| |  | 1-1/2 | 21.0 | (8) 3/4" | — | (2) 1/2" (2) 3/4" | 30.39 (67.0) |
|  1-1/2" Deep, Drawn | 1-1/2 | 21.0 | (8) 3/4" | — | (2) 1/2" (2) 3/4" | 30.39 (67.0) | 4S3/4-DR (52151-3/4) |

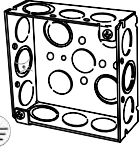
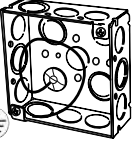
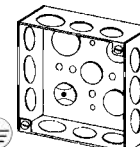
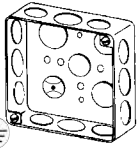

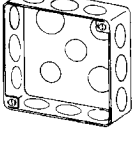
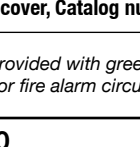
① For fire alarm circuits. Red powder coat finish.

Outlet and Switch Boxes

4" Square Boxes - 1-1/2" Deep

With Knockouts

NEC:
Listed for Ordinary Locations

| | Depth (Inches) | Wiring Cubic Inch Capacity | Knockout Description | | | Weight per 100 kg (lb) | Catalog Number (Universal No.) |
|---|-------------------|-------------------------------|------------------------------|------|------------------------------|---------------------------|-----------------------------------|
| | | | Sides | Ends | Bottom | | |
|  1-1/2" Deep, Welded | 1-1/2 | 21.0 | (8) 1/2" (4) Eccentric KO | — | (2) 1/2" (2) Eccentric KO | 32.66 (72.0) | 4SEK |
|  1-1/2" Deep, Welded | 1-1/2 | 21.0 | (8) 1/2" (4) Eccentric KO | — | (2) 1/2" (2) Eccentric KO | 32.66 (72.0) | 4SEKP ① |
|  1-1/2" Deep, Welded | 1-1/2 | 21.0 | (8) 1/2" (4) 3/4" | — | (2) 1/2" (2) 3/4" | 33.11 (73.0) | 4S-SPL (52151-SPL) |
|  1-1/2" Deep, Drawn | 1-1/2 | 21.0 | (8) 1/2" (4) 3/4" | — | (2) 1/2" (2) 3/4" | 33.11 (73.0) | 4S-SPL-DR (52151-SPL) |
|  1-1/2" Deep, Drawn | 1-1/2 | 21.0 | (8) 1/2" (4) 3/4" | — | (3) 1/2" (2) 3/4" | 33.11 (73.0) | 4S-SPL-DRRD ② |
|  1-1/2" Deep, Drawn | 1-1/2 | 21.0 | (8) 1/2" (4) 3/4" | — | (3) 1/2" (2) 1/2" | 33.11 (73.0) | 4S-SPL-DRP ① |
|  Plenum Box; 1-1/2" Deep, Drawn; Without any holes and with reset knockouts (Screws supplied with cover, Catalog number 8465P) | 1-1/2 | 21.0 | (8) 1/2" (4) 3/4" | — | (3) 1/2" (2) 3/4" | 31.75 (70.0) | 4SP |

① Provided with green ground screw and 10" long No. 12 AWG solid, insulated green ground wire.

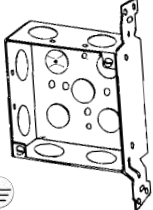
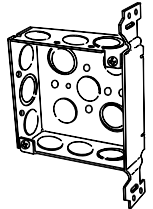
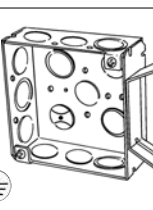
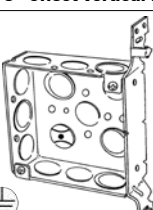

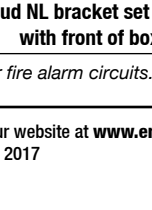
② For fire alarm circuits. Red powder coat finish.

Outlet and Switch Boxes

4" Square Boxes - 1-1/2" Deep

With Knockouts

NEC:
Listed for Ordinary Locations

| | Depth (Inches) | Wiring Cubic Inch Capacity | Knockout Description | | | Weight per 100 kg (lb) | Catalog Number (Universal No.) |
|--|-------------------|-------------------------------|---------------------------------|------|---------------------------------|---------------------------|-----------------------------------|
| | | | Sides | Ends | Bottom | | |
|  <p>1-1/2" Deep, Welded; Plain vertical bracket</p> | 1-1/2 | 21.0 | (6) 3/4" | — | (2) 1/2" (2) 3/4" | 36.74 (81.0) | 4SVB3/4PL (52151-V-3/4) |
|  <p>1-1/2" Deep, Welded; Plain vertical bracket</p> | 1-1/2 | 21.0 | (6) 1/2" (3) Eccentric KO | — | (2) 1/2" (2) Eccentric KO | 36.74 (81.0) | 4SVB-EK-PL |
|  <p>1-1/2" Deep, Welded; Plain vertical bracket</p> | 1-1/2 | 21.0 | (6) 1/2" (3) Eccentric KO | — | (2) 1/2" (2) Eccentric KO | 36.74 (81.0) | 4SVB-EK-PLRD ① |
|  <p>1-1/2" Deep, Welded; 1-3/8" offset vertical bracket</p> | 1-1/2 | 21.0 | (6) 1/2" (3) Eccentric KO | — | (2) 1/2" (2) Eccentric KO | 40.37 (89.0) | 4SOB-EK |
|  <p>1-1/2" Deep, Welded; Vertical bracket with barbed hooks</p> | 1-1/2 | 21.0 | (6) 1/2" (3) Eccentric KO | — | (2) 1/2" (2) Eccentric KO | 37.19 (82.0) | 4SAB-EK |
|  <p>1-1/2" Deep, Welded; Stud NL bracket set flush with front of box</p> | 1-1/2 | 21.0 | (6) 1/2" (3) Eccentric KO | — | (2) 1/2" (2) Eccentric KO | 35.38 (78.0) | 4SB-EK (52151-B-1/2) |

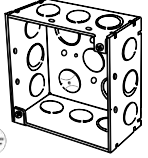



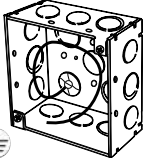

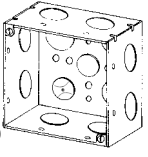

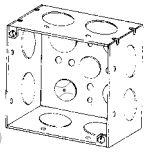

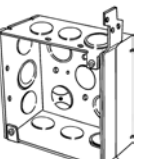

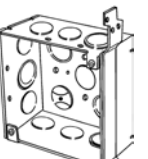

① For fire alarm circuits. Red powder coat finish.

Outlet and Switch Boxes

4" Square Boxes - 2-1/8" Deep

With Knockouts

NEC:
Listed for Ordinary Locations

| | Depth (Inches) | Wiring Cubic Inch Capacity | Knockout Description | | | Weight per 100 kg (lb) | Catalog Number (Universal No.) |
|---|----------------|----------------------------|------------------------------|------|------------------------------|------------------------|--------------------------------|
| | | | Sides | Ends | Bottom | | |
|  | 2-1/8 | 30.3 | (8) 1/2" (4) Eccentric KO | — | (2) 1/2" (2) Eccentric KO | 37.19 (82.0) | 4SD-EK |
|   Red Box Option | 2-1/8 | 30.3 | (8) 1/2" (4) Eccentric KO | — | (2) 1/2" (2) Eccentric KO | 37.19 (82.0) | 4SD-EKRD ① |
|  2-1/8" Deep, Welded | | | | | | | |
|  | 2-1/8 | 30.3 | (8) 1/2" (4) Eccentric KO | — | (2) 1/2" (2) Eccentric KO | 37.19 (82.0) | 4SD-EKP ② |
|   With Green Ground Wire | | | | | | | |
|  2-1/8" Deep, Welded | | | | | | | |
|  | 2-1/8 | 30.3 | (8) 3/4" | — | (3) 1/2" (2) 3/4" | 38.10 (84.0) | 4SD-3/4 (52171-3/4) |
|  2-1/8" Deep, Welded | | | | | | | |
|  | 2-1/8 | 30.3 | (8) 1" | — | (3) 1/2" (2) 3/4" | 38.10 (84.0) | 4SD-1 (52171-1) |
|  2-1/8" Deep, Welded | | | | | | | |
|  | 2-1/8 | 30.3 | (6) 1/2" (3) Eccentric KO | — | (2) 1/2" (2) Eccentric KO | 47.17 (104.0) | 4SDVB-EK-PL |
|  2-1/8" Deep, Welded; Plain vertical bracket; Set flush with front of box | | | | | | | |
| | 2-1/8 | 30.3 | (6) 1/2" (3) Eccentric KO | — | (2) 1/2" (2) Eccentric KO | 47.17 (104.0) | 4SDVB-EK-PLRD ① |

① For fire alarm circuits. Red powder coat finish.

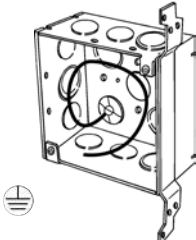
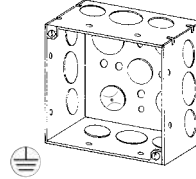

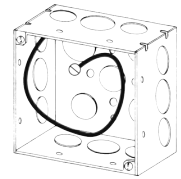
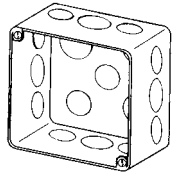
② Provided with green ground screw and 10" long No. 12 AWG solid, insulated green ground wire.

Outlet and Switch Boxes

4" Square Boxes - 2-1/8" Deep

With Knockouts

NEC:
Listed for Ordinary Locations

| | Depth (Inches) | Wiring Cubic Inch Capacity | Knockout Description | | | Weight per 100 kg (lb) | Catalog Number (Universal No.) |
|--|-------------------|-------------------------------|---------------------------------|------|---------------------------------|---------------------------|-----------------------------------|
| | | | Sides | Ends | Bottom | | |
|  <p>2-1/8" Deep, Welded; Plain vertical bracket; Set flush with front of box</p> | 2-1/8 | 30.3 | (6) 1/2" (3) Eccentric KO | — | (2) 1/2" (2) Eccentric KO | 47.17 (104.0) | 4SDVB-EK-PLP ① |
|  <p>2-1/8" Deep, Welded</p> | 2-1/8 | 30.3 | (8) 1/2" (4) 3/4" | — | (3) 1/2" (2) 3/4" | 38.56 (85.0) | 4SD-SPL (52171-SPL) |
|  <p>Red Box Option</p> <p>2-1/8" Deep, Welded</p> | 2-1/8 | 30.3 | (8) 1/2" (4) 3/4" | — | (3) 1/2" (2) 3/4" | 38.56 (85.0) | 4SD-SPLRD ② |
|  <p>With Green Ground Wire</p> <p>2-1/8" Deep, Welded</p> | 2-1/8 | 30.3 | (8) 1/2" (4) 3/4" | — | (3) 1/2" (2) 3/4" | 38.56 (85.0) | 4SD-SPLP ① |
|  <p>Plenum Box, 2-1/8" Deep, Drawn; Without any holes and with reset knockouts (Screws supplied with cover, catalog number 8465P)</p> | 2-1/8 | 30.3 | (8) 1/2" (4) 3/4" | — | (3) 1/2" (2) 3/4" | 38.10 (84.0) | 4SPD |

① Provided with green ground screw and 10" long No. 12 AWG solid, insulated green ground wire.

② For fire alarm circuits. Red powder coat finish.

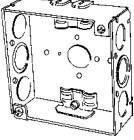
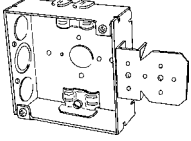
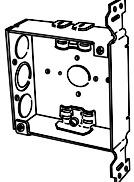
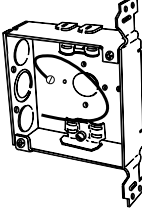
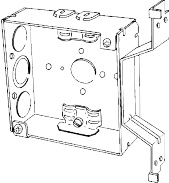
Outlet and Switch Boxes

4" Square Boxes

With Nonmetallic Sheathed Cable Clamps

NEC:

Listed for Ordinary Locations

| | Depth (Inches) | Wiring Cubic Inch Capacity | Type Clamp | Knockout Description | | | Weight per 100 kg (lb) | Catalog Number (Universal No.) |
|---|-------------------|-------------------------------|---------------|---------------------------------|----------------|----------|---------------------------|-----------------------------------|
| | | | | Sides | Ends | Bottom | | |
|  <p>1-1/2" Deep, Welded Nail holes</p> | 1-1/2 | 21.0 | CL-26 | (4) 1/2" (2) Eccentric KO | (4) 2 1/32" | (1) 1/2" | 33.57 (74.0) | 4SR-EK |
|  <p>1-1/2" Deep, Welded; Stud NL Bracket set flush with front of box</p> | 1-1/2 | 21.0 | CL-26 | (2) 1/2" (1) Eccentric KO | (4) 2 1/32" | (1) 1/2" | 39.92 (88.0) | 4SRB-EK |
|  <p>1-1/2" Deep, Welded; 1-3/8" offset vertical bracket; Set flush with front of box</p> | 1-1/2 | 21.0 | CL-26 | (2) 1/2" (1) Eccentric KO | (4) 2 1/32" | (1) 1/2" | 38.10 (84.0) | 4SRVB-EK-PL |
|  <p>1-1/2" Deep, Welded; Plain vertical bracket</p> <p>With Green Ground Wire</p> | 1-1/2 | 21.0 | CL-26 | (2) 1/2" | (4) 2 1/32" | (1) 1/2" | 38.10 (84.0) | 4SRVB-EK-PLP ① |
|  <p>1-1/2" Deep, Welded; 1-3/8" offset vertical bracket; Set flush with front of box</p> | 1-1/2 | 21.0 | CL-26 | (2) 1/2" (1) Eccentric KO | (4) 2 1/32" | (1) 1/2" | 42.64 (94.0) | 4SROB-EK |

① Provided with green ground screw and 10" long No. 12 AWG solid, insulated green ground wire.

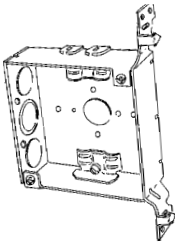
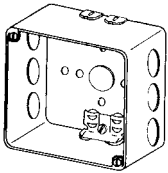
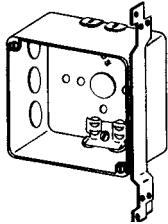
Outlet and Switch Boxes

4" Square Boxes

With Nonmetallic Sheathed Cable Clamps

NEC:

Listed for Ordinary Locations

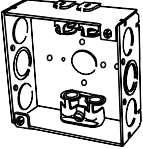

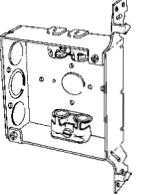
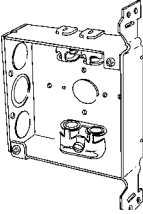
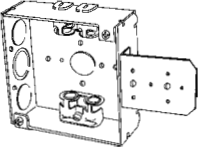
| | Depth (Inches) | Wiring Cubic Inch Capacity | Type Clamp | Knockout Description | | | Weight per 100 kg (lb) | Catalog Number (Universal No.) |
|--|-------------------|-------------------------------|---------------|------------------------------|---------------|-------------|---------------------------|-----------------------------------|
| | | | | Sides | Ends | Bottom | | |
|  <p>1-1/8" Deep, Welded; Vertical bracket with barbed hooks</p> | 1-1/2 | 21.0 | CL-26 | (2) 1/2" (1) Eccentric KO | (4) 21/32" | (1) 1/2" | 39.92 (88.0) | 4SRAB-EK |
|  <p>2-1/8" Deep, Drawn Nail holes</p> | 2-1/8 | 30.3 | CL-26 | (6) 1/2" | (4) 21/32" | (1) 1/2" | 40.82 (90.0) | 4SRD |
|  <p>2-1/8" Deep, Drawn; Plain vertical bracket flush with front of box</p> | 2-1/8 | 30.3 | CL-26 | (3) 1/2" | (4) 21/32" | (1) 1/2" | 45.36 (100.0) | 4SRDVB-PL |

Outlet and Switch Boxes

4" Square Boxes

With Armored Cable (AC)/Metal Clad Cable (MCI, MCI-A, MCC)/ Flexible Metal Conduit Clamps

NEC:
Listed for Ordinary Locations

| | Depth (Inches) | Wiring Cubic Inch Capacity | Type Clamp | Knockout Description | | | Weight per 100 kg (lb) | Catalog Number (Universal No.) |
|---|-------------------|-------------------------------|---------------|---------------------------------|---------------|-------------|------------------------------|-----------------------------------|
| | | | | Sides | Ends | Bottom | | |
|  1-1/2" Deep, Welded | 1-1/2 | 21.0 | CL-13 | (4) 1/2" (2) Eccentric KO | (4) 21/32" | (1) 1/2" | 45.36 (100.0) | 4SX-EK (52151VB) |
|  1-1/2" Deep, Welded With Green Ground Wire | 1-1/2 | 21.0 | CL-13 | (4) 1/2" (2) Eccentric KO | (4) 21/32" | (1) 1/2" | 45.36 (100.0) | 4SX-EKP ① |
|  1-1/2" Deep, Welded; Vertical bracket with barbed hooks | 1-1/2 | 21.0 | CL-13 | (2) 1/2" (1) Eccentric KO | (4) 21/32" | (1) 1/2" | 45.36 (100.0) | 4SXAB-EK (52151VB) |
|  1-1/2" Deep, Welded; Plain vertical bracket | 1-1/2 | 21.0 | CL-13 | (2) 1/2" (1) Eccentric KO | (4) 21/32" | (1) 1/2" | 51.71 (114.0) | 4SXVB-EK-PL |
|  1-1/2" Deep, Welded; Plain NL bracket set flush with front of box | 1-1/2 | 21.0 | CL-13 | (2) 1/2" (1) Eccentric KO | (4) 21/32" | (1) 1/2" | 52.62 (116.0) | 4SXB-EK-PL |

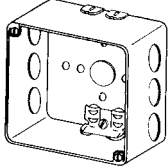
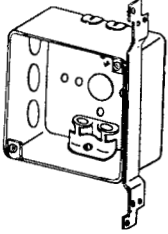
① Provided with green ground screw and 10" long No. 12 AWG solid, insulated green ground wire.

Outlet and Switch Boxes

4" Square Boxes

With Armored Cable (AC)/Metal Clad Cable (MCI, MCI-A, MCC)/ Flexible Metal Conduit Clamps

NEC:
Listed for Ordinary Locations

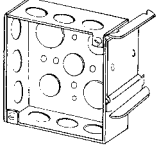
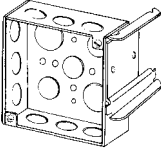
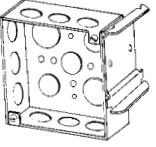
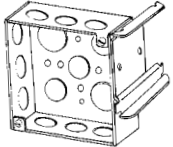
| | Depth (Inches) | Wiring Cubic Inch Capacity | Type Clamp | Knockout Description | | | Weight per 100 kg (lb) | Catalog Number (Universal No.) |
|--|-------------------|-------------------------------|---------------|----------------------|---------------|-------------|---------------------------|-----------------------------------|
| | | | | Sides | Ends | Bottom | | |
|  <p>2-1/8" Deep, Drawn</p> | 2-1/8 | 30.3 | CL-13 | (6) 1/2" | (4) 21/32" | (1) 1/2" | 45.36 (100.0) | 4SXD |
|  <p>2-1/8" Deep, Drawn; Plain vertical bracket; Set flush with front of box</p> | 2-1/8 | 30.3 | CL-13 | (3) 1/2" | (4) 21/32" | (1) 1/2" | 51.71 (114.0) | 4SXDVB-PL |

Outlet and Switch Boxes

4" Square Boxes with Snap-In Brackets

For 2-1/2" and 3-5/8" Metal Studs

NEC:
Listed for Ordinary Locations

| | Depth (Inches) | Wiring Cubic Inch Capacity | Stud Size (Inches) | Type Clamp | Knockout Description | | | Weight per 100 kg (lb) | Catalog Number (Universal No.) |
|--|-------------------|-------------------------------|-----------------------|---------------|----------------------|------|----------------------|---------------------------|-----------------------------------|
| | | | | | Sides | Ends | Bottom | | |
|  1-1/2" Deep, Welded; For 2-1/2" metal stud | 1-1/2 | 2-1/2 | 21.0 | — | (9) 1/2" | — | (5) 1/2" | 41.73 (92.0) | 4S1/2-SB2-1/2 |
|  1-1/2" Deep, Welded; For 3-5/8" metal stud | 1-1/2 | 3-5/8 | 21.0 | — | (9) 1/2" | — | (5) 1/2" | 46.27 (102.0) | 4S1/2-SB3-5/8 |
|  1-1/2" Deep, Welded; For 2-1/2" metal stud | 1-1/2 | 2-1/2 | 21.0 | — | (6) 1/2" (3) 3/4" | — | (3) 1/2" (2) 3/4" | 41.73 (92.0) | 4S-SPL-SB2-1/2 |
|  1-1/2" Deep, Welded; For 3-5/8" metal stud | 1-1/2 | 3-5/8 | 21.0 | — | (6) 1/2" (3) 3/4" | — | (3) 1/2" (2) 3/4" | 46.27 (102.0) | 4S-SPL-SB3-5/8 |

Appleton OZGEDNEY

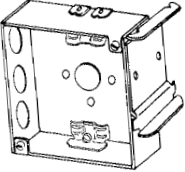
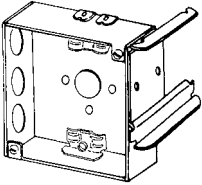
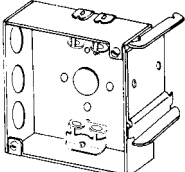
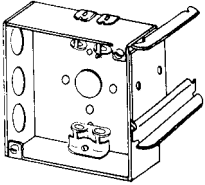
COMMERCIAL AND INDUSTRIAL FITTINGS: OUTLET BOXES, SWITCH BOXES AND COVERS

Outlet and Switch Boxes

4" Square Boxes with Snap-In Brackets

For 2-1/2" and 3-5/8" Metal Studs

NEC:
Listed for Ordinary Locations

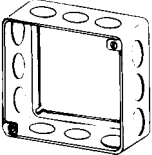
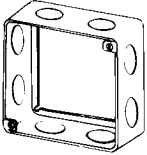
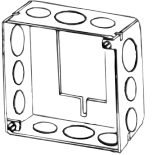
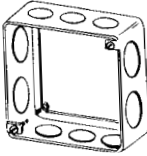
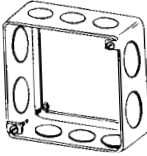
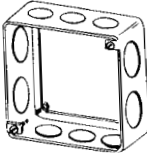
| | Depth (Inches) | Stud Size (Inches) | Wiring Cubic Inch Capacity | Type Clamp | Knockout Description | | | Weight per 100 kg (lb) | Catalog Number (Universal No.) |
|---|-------------------|-----------------------|-------------------------------|---------------|----------------------|------------|----------|---------------------------|-----------------------------------|
| | | | | | Sides | Ends | Bottom | | |
| With Nonmetallic Sheathed Cable Clamps | | | | | | | | | |
|  | 1-1/2 | 2-1/2 | 21.0 | CL-26 | (3) 1/2" | (4) 21/32" | (1) 1/2" | 42.18 (93.0) | 4SR-SB2-1/2 |
| 1-1/2" Deep, Welded For 2-1/2" metal stud | | | | | | | | | |
|  | 1-1/2 | 3-5/8 | 21.0 | CL-26 | (3) 1/2" | (4) 21/32" | (1) 1/2" | 46.72 (103.0) | 4SR-SB3-5/8 |
| 1-1/2" Deep, Welded For 3-5/8" metal stud | | | | | | | | | |
| With Armored Cable (AC)/Metal Clad Cable (MCI, MCI-A, MCC) Clamps | | | | | | | | | |
|  | 1-1/2 | 2-1/2 | 21.0 | CL-13 | (3) 1/2" | (4) 21/32" | (1) 1/2" | 53.98 (119.0) | 4SX-SB2-1/2 |
| 1-1/2" Deep, Welded For 2-1/2" metal stud | | | | | | | | | |
|  | 1-1/2 | 3-5/8 | 21.0 | CL-13 | (3) 1/2" | (4) 21/32" | (1) 1/2" | 58.51 (129.0) | 4SX-SB3-5/8 |
| 1-1/2" Deep, Welded For 3-5/8" metal stud | | | | | | | | | |

Outlet and Switch Boxes

4" Square Box Extension Rings and Thru-Ring

With Knockouts

NEC:
Listed for Ordinary Locations

| | Depth (Inches) | Wiring Cubic Inch Capacity | Knockout Description | | | Weight per 100 kg (lb) | Catalog Number (Universal No.) |
|---|-------------------|-------------------------------|----------------------|------|--------|---------------------------|-----------------------------------|
| | | | Sides | Ends | Bottom | | |
|  <p>Extension Ring 1-1/2" Deep, Drawn Top: Two 8-32 screws Bottom: Two slide-on slots</p> | 1-1/2 | 21.0 | (12) 1/2" | — | — | 19.96 (44.0) | 4SE-1/2 |
|  <p>Extension Ring 1-1/2" Deep, Drawn Top: Two 8-32 screws Bottom: Two slide-on slots</p> | 1-1/2 | 21.0 | (8) 3/4" | — | — | 19.96 (44.0) | 4SE-3/4 (53151-3/4) |
|  <p>Extension Ring 1-1/2" Deep, Welded Top: Two 8-32 screws Bottom: Cutout for switch or handy box</p> | 1-1/2 | 21.0 | (8) 1/2" (4) 3/4" | — | — | 29.03 (64.0) | 4SSBE-SPL |
| <p>Red Box Option</p>  <p>Extension Ring 1-1/2" Deep, Drawn Top: Two 8-32 screws Bottom: Two slide-on screws and two slide-on screws</p> | 1-1/2 | 21.0 | (8) 1/2" (4) 3/4" | — | — | 29.03 (64.0) | 4SSBE-SPLRD ① |
|  <p>Combo Extension-Thru-Ring 1-1/2" Deep, Drawn Top: Two 8-32 screws Bottom: Two 8-32 screws and two slide-on screws</p> | 1-1/2 | 21.0 | (6) 1/2" (4) 3/4" | — | — | 21.32 (47.0) | 4SES (53151-1/2) |
| <p>Red Box Option</p>  <p>Combo Extension-Thru-Ring 1-1/2" Deep, Drawn Top: Two 8-32 screws Bottom: Two 8-32 screws and two slide-on screws</p> | 1-1/2 | 21.0 | (6) 1/2" (4) 3/4" | — | — | 21.32 (47.0) | 4SESRD ① |

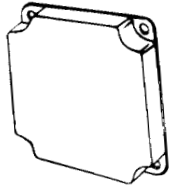

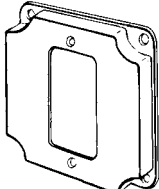
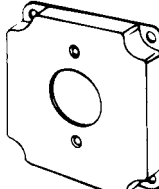
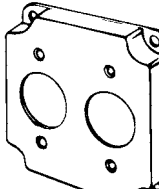
① For fire alarm circuits. Red powder coat finish.

Outlet and Switch Boxes

4" Square Covers

Raised Surface Covers

NEC:
Listed for Ordinary Locations

| | Depth (Inches) | Wiring Cubic Inch Capacity | Description | Weight per 100 kg (lb) | Catalog Number (Universal No.) |
|--|----------------|----------------------------|--|------------------------|--------------------------------|
|  <p>1/2" Raised</p> | 1/2 | 7.0 | Blank | 20.41 (45.0) | 8360 |
|  <p>1/2" Raised</p> | 1/2 | 7.0 | One Toggle Switch | 19.96 (44.0) | 8361 (52-1T) |
|  <p>1/2" Raised</p> | 1/2 | 7.0 | One GFCI Device | 15.88 (35.0) | 8362 |
|  <p>1/2" Raised 1-13/32" Opening</p> | 1/2 | 7.0 | One Single Flush Receptacle 1-13/32" D | 18.14 (40.0) | 8363 |
|  <p>1/2" Raised 1-13/32" Openings</p> | 1/2 | 7.0 | Two Single Flush Receptacles 1-13/32" D | 17.24 (38.0) | 8364 |

Appleton OZGEDNEY

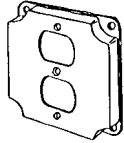
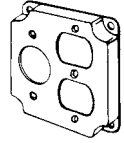
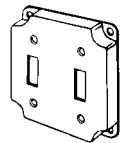
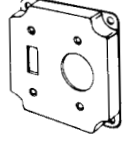
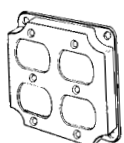
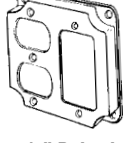
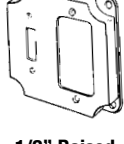
COMMERCIAL AND INDUSTRIAL FITTINGS: OUTLET BOXES, SWITCH BOXES AND COVERS

Outlet and Switch Boxes

4" Square Covers

Raised Surface Covers

NEC:
Listed for Ordinary Locations

| | Depth (Inches) | Wiring Cubic Inch Capacity | Description | Weight per 100 kg (lb) | Catalog Number (Universal No.) |
|--|-------------------|-------------------------------|--|---------------------------|-----------------------------------|
|  1/2" Raised | 1/2 | 7.0 | One Duplex Flush Receptacle ① | 16.33 (36.0) | 8365N |
|  1/2" Raised | 1/2 | 7.0 | One Duplex Flush Receptacle ①, One Single Flush Receptacle 1-13/32" D | 14.97 (33.0) | 8366 |
|  1/2" Raised | 1/2 | 7.0 | Two Toggle Switches | 19.05 (42.0) | 8367 (52-2T) |
|  1/2" Raised 1-13/32" Opening | 1/2 | 7.0 | One Toggle Switch, One Single Flush Receptacle 1-13/32" D | 17.69 (39.0) | 8368 |
|  1/2" Raised | 1/2 | 7.0 | Two Duplex Flush Receptacles ① | 14.97 (33.0) | 8371N |
|  1/2" Raised | 1/2 | 7.0 | One Duplex Flush, One GFCI Device ① | 14.51 (32.0) | 8373N |
|  1/2" Raised | 1/2 | 7.0 | One Toggle Switch, One GFCI Device | 17.24 (38.0) | 8374 |

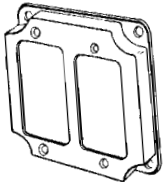

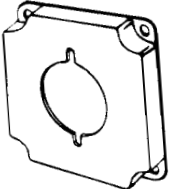
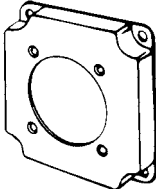
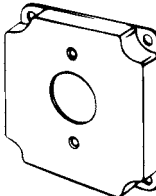
① Extra mounting screws and nuts provided.

Outlet and Switch Boxes

4" Square Covers

Raised Surface Covers

NEC:
Listed for Ordinary Locations

| | Depth (Inches) | Wiring Cubic Inch Capacity | Description | Weight per 100 kg (lb) | Catalog Number (Universal No.) |
|--|----------------|----------------------------|--|------------------------|--------------------------------|
|  <p>1/2" Raised</p> | 1/2 | 7.0 | Two GFCI or Decora Switches | 20.41 (45.0) | 8362N |
|  <p>1/2" Raised</p> | 1/2 | 7.0 | One Toggle Switch, One Duplex Flush ① | 20.41 (45.0) | 8375N |
|  <p>1/2" Raised 2-9/64" Opening</p> | 1/2 | 7.0 | 30-50A Single Flush Receptacle 2-9/64" D | 19.96 (44.0) | 8377 |
|  <p>1/2" Raised 2-1/2" Opening</p> | 1/2 | 7.0 | One Single Flush Receptacle 2-1/2" D | 15.88 (35.0) | 8378 |
|  <p>1/2" Raised 1-19/32" Opening</p> | 1/2 | 7.0 | 20A Twist Lock Receptacle 1-19/32" D | 18.14 (40.0) | 8379 (52R54) |


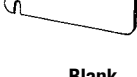
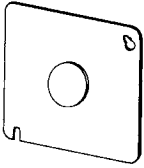

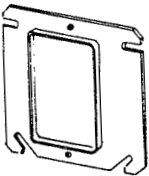
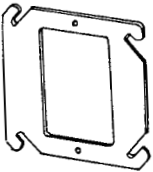
① Extra mounting screws and nuts provided.

Outlet and Switch Boxes

4" Square Covers

Flat Covers and Single Device - Plaster Rings/Mud Rings

NEC:
Listed for Ordinary Locations

| | Depth (Inches) | Wiring Cubic Inch Capacity | Description | Weight per 100 kg (lb) | Catalog Number (Universal No.) |
|---|----------------|----------------------------|---|------------------------|--------------------------------|
| Flat Covers | | | | | |
|  | Flat | — | Blank | 14.51 (32.0) | 8465 (52C1) |
| Blank | | | | | |
|  | Flat | — | Blank | 14.51 (32.0) | 8465RD ① |
| Red Box Option | | | | | |
|  | Flat | — | 1/2" KO | 14.51 (32.0) | 8474 (52C6) |
| 1/2" KO | | | | | |
|  | Flat | — | Blank Plenum Box Cover Gasketed with Two Captive Screws | 15.88 (35.0) | 8465P |
| Plenum box cover with gasket and screws | | | | | |
| Single Device | | | | | |
|  | 1/4 | 1.5 | Single Device | 9.98 (22.0) | 8468WB (52C36) |
| 1/4" Raised | | | | | |
|  | Flat | 0.0 | Single Device | 9.53 (21.0) | 8468F (52C-0) |
| Flat | | | | | |




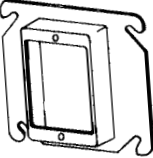
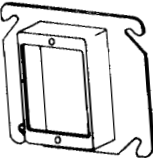
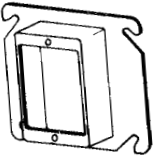
① For fire alarm circuits. Red powder coat finish.

Outlet and Switch Boxes

4" Square Covers

Single Device - Plaster Rings/Mud Rings

NEC:
Listed for Ordinary Locations

| | Depth (Inches) | Wiring Cubic Inch Capacity | Description | Weight per 100 kg (lb) | Catalog Number (Universal No.) |
|---|----------------|----------------------------|-----------------------|------------------------|--------------------------------|
|  1/4" Raised | 1/4 | 2.0 | Single Device | 10.43 (23.0) | 8468B (52C62) |
|  1/2" Raised | 1/2 | 3.5 | Single Device - Drawn | 12.70 (28.0) | 8468A (52C13) |
|  5/8" Raised | 5/8 | 4.5 | Single Device - Drawn | 12.70 (28.0) | 8468C (52C14-5/8) |
|  3/4" Raised | 3/4 | 5.5 | Single Device - Drawn | 14.51 (32.0) | 8468 (52C14) |
|  1" Raised | 1 | 7.5 | Single Device - Drawn | 16.33 (36.0) | 8466A (52C15) |
|  1-1/4" Raised | 1-1/4 | 9.5 | Single Device - Drawn | 18.14 (40.0) | 8466 (52C16) |

Appleton OZGEDNEY

COMMERCIAL AND INDUSTRIAL FITTINGS: OUTLET BOXES, SWITCH BOXES AND COVERS

Outlet and Switch Boxes

4" Square Covers

Single Device - Ceiling Plaster Rings/Mud Rings

NEC:
Listed for Ordinary Locations

| | Depth (Inches) | Wiring Cubic Inch Capacity | Description | Weight per 100 kg (lb) | Catalog Number (Universal No.) |
|--|----------------|----------------------------|-------------------------|------------------------|--------------------------------|
|  1/4" Raised | 1/4 | 1.5 | Ears 2-3/4" C to C Open | 9.98 (22.0) | 8461E (52C3-1/4) |
|  1/2" Raised | 1/2 | 3.5 | Ears 2-3/4" C to C Open | 10.89 (24.0) | 8461A (52C3-1/2) |
|  5/8" Raised | 5/8 | 4.5 | Ears 2-3/4" C to C Open | 11.79 (26.0) | 8461 (52C) |
|  3/4" Raised | 3/4 | 5.0 | Ears 2-3/4" C to C Open | 12.70 (28.0) | 8461B (52C3-3/4) |
|  1" Raised | 1 | 7.0 | Ears 2-3/4" C to C Open | 24.49 (54.0) | 8461C (52C3-1) |
|  1-1/4" Raised | 1-1/4 | 9.0 | Ears 2-3/4" C to C Open | 33.11 (73.0) | 8461D (52C3-1-1/4) |

Appleton OZGEDNEY

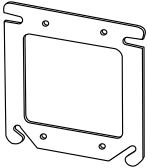


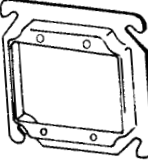
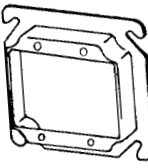
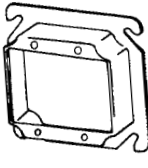
COMMERCIAL AND INDUSTRIAL FITTINGS: OUTLET BOXES, SWITCH BOXES AND COVERS

Outlet and Switch Boxes

4" Square Covers

Double Device - Plaster Rings/Mud Rings

NEC:
Listed for Ordinary Locations

| | Depth (Inches) | Wiring Cubic Inch Capacity | Description | Weight per 100 kg (lb) | Catalog Number (Universal No.) |
|--|----------------|----------------------------|---------------|------------------------|--------------------------------|
|  Flat | Flat | 0.0 | Double Device | 5.89 (13.0) | 8470F (52C-00) |
|  1/4" Raised | 1/4 | 3.5 | Double Device | 7.71 (17.0) | 8470WB (52C37) |
|  1/4" Raised | 1/4 | 3.0 | Double Device | 5.89 (13.0) | 8470B (52C20) |
|  1/2" Raised | 1/2 | 6.0 | Double Device | 9.07 (20.0) | 8470A (52C17) |
|  5/8" Raised | 5/8 | 8.0 | Double Device | 9.98 (22.0) | 8470C (52C185/8) |
|  3/4" Raised | 3/4 | 9.0 | Double Device | 10.89 (24.0) | 8470 (52C18) |

Appleton OZGEDNEY

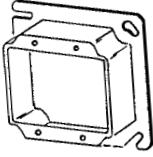
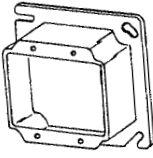
COMMERCIAL AND INDUSTRIAL FITTINGS: OUTLET BOXES, SWITCH BOXES AND COVERS

Outlet and Switch Boxes

4" Square Covers

Double Device - Plaster Rings/Mud Rings

NEC:
Listed for Ordinary Locations

| | Depth (Inches) | Wiring Cubic Inch Capacity | Description | Weight per 100 kg (lb) | Catalog Number (Universal No.) |
|--|----------------|----------------------------|---------------|------------------------|--------------------------------|
|  1" Raised | 1 | 12.0 | Double Device | 13.61 (30.0) | 8469A (52C19) |
|  1-1/4" Raised | 1-1/4 | 15.0 | Double Device | 18.14 (40.0) | 8469B (52C21) |

Appleton OZGEDNEY

COMMERCIAL AND INDUSTRIAL FITTINGS: OUTLET BOXES, SWITCH BOXES AND COVERS

Outlet and Switch Boxes

4" Square Tile Covers

Single Device - Plaster Rings/Mud Rings

NEC:
Listed for Ordinary Locations

| | Depth (Inches) | Wiring Cubic Inch Capacity | Description | Weight per 100 kg (lb) | Catalog Number (Universal No.) |
|--|----------------|----------------------------|---------------|------------------------|---------------------------------|
|  Flat | 1/2 | 3.5 | Single Device | 13.61 (30.0) | 846-50 (52C49-1/2) |
|  1/4" Raised | 3/4 | 5.8 | Single Device | 15.88 (35.0) | 846-75 (52C49-3/4) |
|  1/4" Raised | 1 | 7.5 | Single Device | 18.14 (40.0) | 846-100 (52C49-1) |
|  1/2" Raised | 1-1/4 | 9.3 | Single Device | 20.87 (46.0) | 846-125 (52C49-1-1/4) |
|  5/8" Raised | 1-1/2 | 11 | Single Device | 23.59 (52.0) | 846-150 (52C50-1-1/2) |
|  3/4" Raised | 2 | 14.8 | Single Device | 29.03 (64.0) | 846-200 (52C51-2) |

Outlet and Switch Boxes

4" Square Tile Covers

Double Device - Plaster Rings/Mud Rings

NEC:
Listed for Ordinary Locations

| | Depth (Inches) | Wiring Cubic Inch Capacity | Description | Weight per 100 kg (lb) | Catalog Number (Universal No.) |
|---|----------------|----------------------------|---------------|------------------------|---------------------------------|
|  1/2" Raised | 1/2 | 3.5 | Single Device | 13.61 (30.0) | 847-50 (52C52-1/2) |
|  3/4" Raised | 3/4 | 5.8 | Single Device | 15.88 (35.0) | 847-75 (52C52-3/4) |
|  1" Raised | 1 | 7.5 | Single Device | 18.14 (40.0) | 847-100 (52C5-1) |
|  1-1/4" Raised | 1-1/4 | 9.3 | Single Device | 20.87 (46.0) | 847-125 (52C52-1-1/4) |
|  1-1/2" Raised | 1-1/2 | 11 | Single Device | 23.59 (52.0) | 847-150 (52C53-1-1/2) |
|  2" Raised | 2 | 14.8 | Single Device | 29.03 (64.0) | 847-200 (52C54-2) |

Appleton OZGEDNEY

COMMERCIAL AND INDUSTRIAL FITTINGS: OUTLET BOXES, SWITCH BOXES AND COVERS