



Main

Range of product	Zelio Time
Product or component type	Modular timing relay
Discrete output type	Relay
Device short name	RE22
Nominal output current	8 A

Complementary

Contacts type and composition	1 C/O timed contact, cadmium free
Time delay type	Li Lit L Lt
Time delay range	0.05...1 s 30...300 min 30...300 h 30...300 s 3...30 h 0.3...3 s 3...30 min 3...30 s 10...100 s 1...10 s
Control type	Rotary knob Diagnostic button Potentiometer external
[Us] rated supply voltage	24...240 V AC/DC 50/60 Hz
Release input voltage	<= 2.4 V
Voltage range	0.85...1.1 Us
Supply frequency	50...60 Hz +/- 5 %
Connections - terminals	Screw terminals, 1 x 0.5...1 x 3.3 mm ² AWG 20...AWG 12) solid without cable end Screw terminals, 2 x 0.5...2 x 2.5 mm ² AWG 20...AWG 14) solid without cable end Screw terminals, 1 x 0.2...1 x 2.5 mm ² AWG 24...AWG 14) flexible with cable end Screw terminals, 2 x 0.2...2 x 1.5 mm ² AWG 24...AWG 16) flexible with cable end
Tightening torque	5.31...8.85 lbf.in (0.6...1 N.m) IEC 60947-1
Housing material	Self-extinguishing
Repeat accuracy	+/- 0.5 % IEC 61812-1
Temperature drift	+/- 0.05 %/°C
Voltage drift	+/- 0.2 %/V
Setting accuracy of time delay	+/- 10 % of full scale 25 °C IEC 61812-1
Control signal pulse width	100 Ms with load in parallel 30 ms
Insulation resistance	100 MOhm 500 V DC IEC 60664-1
Recovery time	120 ms on de-energisation
Immunity to microbreaks	10 ms
Power consumption in VA	3 VA 240 V AC

Power consumption in W	1.5 W 240 V DC
Switching capacity in VA	2000 VA
Minimum switching current	10 mA 5 V DC
Maximum switching current	8 A
Maximum switching voltage	250 V AC
Electrical durability	100000 Cycles, 8 A 250 V, AC-1 100000 cycles, 2 A 24 V, DC-1
Mechanical durability	10000000 cycles
Rated impulse withstand voltage	5 kV 1.2...50 µs IEC 60664-1
Power on delay	100 ms
Creepage distance	4 kV/3 IEC 60664-1
Overvoltage category	III IEC 60664-1
Safety reliability data	MTTFd = 194 years B10d = 180000
Mounting position	Any position
Mounting support	35 mm DIN rail EN/IEC 60715
Status LED	Green LED backlight steady)dial pointer indication Yellow LED steady)output relay energised Yellow LED fast flashing)timing in progress and output relay de-energised Yellow LED slow flashing)timing in progress and output relay energised
Maximum Width	0.89 in (22.5 mm)
Net Weight	0.22 lb(US) (0.1 kg)

Environment

Dielectric strength	2.5 kV 1 mA/1 minute 50 Hz between relay output and power supply basic insulation IEC 61812-1
Standards	IEC 61812-1 UL 508
Directives	2004/108/EC - electromagnetic compatibility 2006/95/EC - low voltage directive
Product certifications	EAC UL GL China RoHS CSA RCM CCC CE
Ambient air temperature for operation	-4...140 °F (-20...60 °C)
Ambient air temperature for storage	-40...158 °F (-40...70 °C)
IP degree of protection	Housing IP40 IEC 60529 Front face IP50 IEC 60529 Terminals IP20 IEC 60529
Pollution degree	3 IEC 60664-1
Vibration resistance	20 m/s ² 10...150 Hz)IEC 60068-2-6
Shock resistance	15 gn not operating 11 ms IEC 60068-2-27 5 gn in operation 11 ms IEC 60068-2-27
Relative humidity	95 % 77...131 °F (25...55 °C)
Electromagnetic compatibility	Fast transients immunity test 1 kV capacitive connecting clip)level 3 IEC 61000-4-4 Surge immunity test 1 kV differential mode)level 3 IEC 61000-4-5 Surge immunity test 2 kV common mode)level 3 IEC 61000-4-5 Electrostatic discharge 6 kV contact discharge)level 3 IEC 61000-4-2 Electrostatic discharge 8 kV air discharge)level 3 IEC 61000-4-2 Radiated radio-frequency electromagnetic field immunity test 10 V/m 80 MHz...1 GHz)level 3 IEC 61000-4-3 Conducted RF disturbances 10 V 0.15...80 MHz)level 3 IEC 61000-4-6 Fast transient bursts 2 kV direct contact)level 3 IEC 61000-4-4 Immunity to microbreaks and voltage drops 30 % 500 ms) IEC 61000-4-11 Immunity to microbreaks and voltage drops 100 % 20 ms) IEC 61000-4-11

Ordering and shipping details

Category	22376 - RELAYS-MEASUREMENT(RM4)
Discount Schedule	CP2
GTIN	00785901944072
Nbr. of units in pkg.	1
Package weight(Lbs)	0.24 lb(US) (0.11 kg)
Returnability	Yes
Country of origin	ID

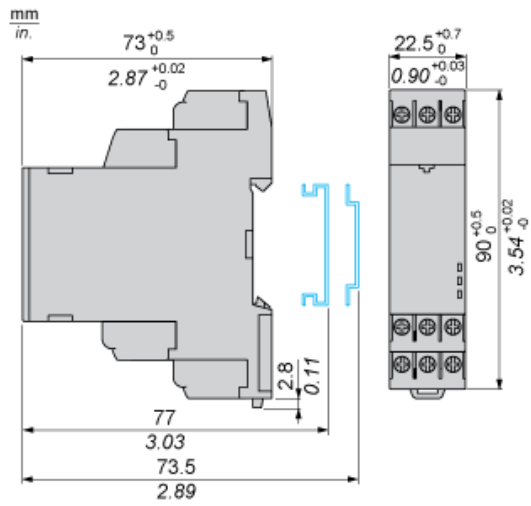
Packing Units

Package 1 Height	0.260 dm
Package 1 width	0.820 dm
Package 1 Length	0.950 dm

Offer Sustainability

Sustainable offer status	Green Premium product
California proposition 65	WARNING: This product can expose you to chemicals including: Lead and lead compounds which is known to the State of California to cause Carcinogen & Reproductive harm. For more information go to www.p65warnings.ca.gov
EU RoHS Directive	Pro-active compliance (Product out of EU RoHS legal scope) EU RoHS Declaration
Mercury free	Yes
RoHS exemption information	Yes
China RoHS Regulation	China RoHS Declaration
Environmental Disclosure	Product Environmental Profile
Circularity Profile	End Of Life Information

Dimensions



Wiring Diagram

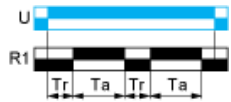


Function L: Asymmetrical Flashing Relay (Starting Pulse Off)

Description

On energisation of power supply, output(s) R starts at its/their initial state for timing duration T_r then change(s) to output(s) R close(s) for the another timing duration T_a . This cycle is repeated indefinitely until power supply removal.

Function: 1 Output

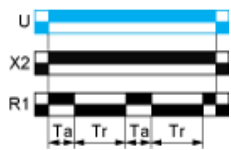


Function Li: Asymmetrical Flashing Relay (Starting Pulse On)

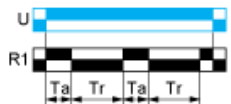
Description

On energisation of power supply, output(s) R starts at output(s) R close(s) for timing duration T_a then change(s) to its/their initial state for timing duration T_r . This cycle is repeated indefinitely until power supply removal. Specially for RE22R1MLMR, this Li function can only be initiated by energizing X2 permanently.

Function: 1 Output with Function Selection



Function: 1 Output



Function Lt: Asymmetrical Flashing Relay (Starting Pulse Off) & with Pause / Summation Control

Description

On energisation of power supply, output(s) R starts at its/their initial state for timing duration T_r and the timing can be interrupted / paused each time X1 energizes. When the cumulative total of time periods elapsed reaches the pre-set value T_r , then changes to output(s) R close(s). The output(s) R close state will remain for the same timing duration T_a and the timing can be interrupted / paused each time X1 energizes. When the cumulative total of time periods elapsed reaches the pre-set value T_a , the output(s) R revert(s) to its/their initial state. This cycle is repeated indefinitely until power supply removal.

Function: 1 Output



$$T = t_1 + t_2 + \dots$$

$$T = t'_1 + t'_2 + \dots$$

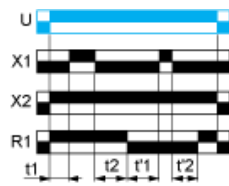
Function Lit: Asymmetrical Flashing Relay (Starting Pulse On) & Pause / Summation Control

Description

On energisation of power supply, output(s) R starts at output(s) R close(s) for timing duration T_a and the timing can be interrupted / paused each time X1 energizes. When the cumulative total of time periods elapsed reaches the pre-set value T_a , the output(s) R revert(s) to its/their

initial state. The output(s) R at initial state will remain for timing duration T_r the timing can be interrupted / paused each time X1 energizes. When the cumulative total of time periods elapsed reaches the pre-set value T_r , then changes to output(s) R close(s) This cycle is repeated indefinitely until power supply removal. Specially for RE22R1MLMR, this Li function can only be initiated by energizing X2 permanently


Function: 1 Output with Function Selection




$$T = t_1 + t_2 + \dots$$

$$T = t'_1 + t'_2 + \dots$$

Legend

 Relay de-energised

 Relay energised

 Output open

 Output closed

U Supply

-

R1 Timed output

-

Ta Adjustable On-delay

-

Tr Adjustable Off-delay

-

X1 Pause / Summation control

-

X2 Function Selection

-