




INSTALLATION ACCESSORIES – SIZE 6


Unless indicated otherwise, accessories can be used with either poly or metal plugs and receptacles.

HANDLES

HANDLE w/NPT	Part # Poly	Part # Metal
 1"	-	596P0N10
1 1/4"	-	596P0N12
1 1/2"	516P0N15	596P0N15
2"	516P0N20	596P0N20
2 1/2"	516P0N25	596P0N25
For metal devices only 3"	-	596P0N30




HANDLE w/CORD GRIP	Cable Range	Poly	Metal
	1.688 - 1.812"	-	796P0GS1
	1.812 - 1.938"	-	796P0GS2
	1.850 - 2.190"	716P0GP3	-
	1.938 - 2.062"	-	796P0GS3
	2.062 - 2.188"	-	796P0GS4
	2.188 - 2.312"	-	796P0GS5
	2.312 - 2.438"	-	796P0GS6
	2.437 - 2.625"	-	796P0KS1
	2.625 - 2.812"	-	796P0KS2

OVERSIZED METAL HANDLE w/NPT	Part # Poly	Part # Metal
 1 1/4"	597P0N12	
1 1/2"	597P0N15	
2"	597P0N20	For Metal Devices Only.
2 1/2"	597P0N25	
3"	597P0N30	


SANTOPRENE HANDLE w/Cable Range	Part # Poly	Part # Metal
 1.000 - 1.375"	556P0D35	
1.375 - 1.750"	556P0D45	
IP66/IP67 1.750 - 1.900"	556P0D49	

For available cord grips, see pg 178.

ANGLES

METAL ANGLE	Part # Poly	Part # Metal
 0°	596M0	
 Oversized 45°	796M4	Mounts on oversize box only. Order with 7T6F0N25XL. See pg 51.
 60°	596M6	
 Extended 60°	597M6	


BOXES

BOX ANGLE WITH METAL BOX w/NPT	Part # Poly	Part # Metal
 60° 1 1/2"	796C6N15	
60° 2"	796C6N20	
* 248.4 in ³ 60° 2 1/2"	796C6N25	

* Interior volume with receptacle installed.

METAL BOX w/NPT	Part # Poly	Part # Metal
 0° 1 1/2"	7T6F0N15	
0° 2"	7T6F0N20	
0° 2 1/2"	7T6F0N25	

* Interior volume with receptacle installed.

OVERSIZED METAL BOX w/NPT	Part # Poly	Part # Metal
 0° 2 1/2"	7T6F0N25XL	


* Interior volume with receptacle installed.

NPT on top or bottom (if rotated). For other NPT configurations, contact customer service.


Cable Range	NPT	Cable Range	NPT
.660 - 1.000"	1"	1.190 - 2.438"	2"
.875 - 1.375"	1 1/4"	2.062 - 2.438"	2 1/2"
.890 - 1.812"	1 1/2"	2.438 - 2.812"	3"

NPT sizes are determined by the cable diameter and third party cord grip.

MISCELLANEOUS ACCESSORIES

PROTECTIVE CAP	Part # Poly	Part # Metal
	35-2A126	For watertight seal, the male inlet must also be ordered with the 'No Lockout Hole' option (-A155). For Male Devices Only.

PADLOCKABLE PLUG CAP	Part # Poly	Part # Metal
	DS2MC	Aluminum – For Male Devices Only.

CORD GRIP with MESH	Part # Poly	Part # Metal
	see pg 178	

RECEPTACLE LOCKING PIN	Part # Poly	Part # Metal
	LP-843	Requires Padlockable Pawl option (-843) on receptacle.