











INSTALLATION ACCESSORIES – SIZE 1



Unless indicated otherwise, accessories can be used with either poly or metal plugs and receptacles.


HANDLES


| HANDLE w/NPT | Part # Poly | Part # Metal |
|--|-------------|--------------|
|  1/2" | 511P0N05 | 591P0N05 |
|  3/4" | 511P0N07 | 591P0N07 |
|  1" | 511P0N10 | 591P0N10 |

| HANDLE w/CORD GRIP Cable Range | Poly | Metal |
|--|----------|----------|
|  .438 - .500" | 711P0BP3 | 791P0BS3 |
|  .500 - .562" | 711P0BP4 | 791P0BS4 |
|  .562 - .625" | 711P0BP5 | 791P0BS5 |
|  .625 - .750" | 711P0CP4 | 791P0CS4 |

| 90° NYLON HANDLE Threaded Opening w/NPT | Part # Poly | Part # Metal |
|--|-------------|--------------|
|  1/2" | 751P9N05 | |
|  3/4" | 751P9N07 | |
|  1" | 751P9N10 | |

| STAINLESS STEEL HANDLE w/NPT | Part # Poly | Part # Metal |
|--|-------------|--|
|  1/2" | 7X1P0N05 | For 1/2" NPT size, a hole size reducer is utilized |
|  3/4" | 7X1P0N07 | |

| NYLON HANDLE w/Cable Range | Part # Poly | Part # Metal |
|---|-------------|--------------|
|  .35 - .69" | 511P0D18 | |


| ANGLED NYLON HANDLE w/Cable Range | Part # Poly | Part # Metal |
|--|-------------|--------------|
|  .35 - .69" | 511P6D18 | |


For available cord grips, see pg 178


i


| Cable Range | NPT | Notes |
|--------------|------|---|
| .312 - .625 | 1/2" | NPT sizes are determined by the cable diameter and third party cord grip. |
| .438 - .812 | 3/4" | |
| .660 - 1.000 | 1" | |

ANGLES

| NYLON ANGLE | Part # Poly | Part # Metal |
|--|-------------|--------------|
|  30° for MB Box | 511M3 | |

| METAL ANGLE | Part # Poly | Part # Metal |
|--|-------------|--------------|
|  0° | 591M0 | |



| FS/FD Box ANGLE | Part # Poly | Part # Metal |
|---|-------------|--------------|
|  FS/FD Box 30° | 791M3FS | |



| ANGLE | Part # Poly | Part # Metal |
|---|-------------|--------------|
|  45° | 591M4 | |



| STAINLESS STEEL ANGLE | Part # Poly | Part # Metal |
|---|-------------|--------------|
|  45° | 7X1M4 | |



* Base measures approximately 4.2" x 2.7". Due to the variation in sizes of FS boxes, please verify that your FS box matches our dimensions, if not call Customer Service for other solutions.





BOXES





| POLY CONDUIT ENTRY w/NPT | Part # Poly | Part # Metal |
|--|-------------|--|
|  30° 1/2" | 511B3N05 | |
|  * 7.0 in ³ 30° 3/4" | 511B3N07 | * Interior volume with receptacle installed. |





| POLY WALL BOX w/NPT | Part # Poly | Part # Metal |
|--|-------------|--|
|  0° 1/2" | 511B0N05 | |
|  * .5 in ³ 0° 3/4" | 511B0N07 | * Interior volume with receptacle installed. |

| METAL WALL BOX w/NPT | Part # Poly | Part # Metal |
|---|-------------|--|
|  0° 1/2" | 591B0N05 | |
|  * 3.8 in ³ 0° 3/4" | 591B0N07 | * Interior volume with receptacle installed. |

| POLY WALL BOX w/NPT | Part # Poly | Part # Metal |
|--|-------------|--|
|  70° 1/2" - 1 1/4" | 511C7000 | 70° poly boxes are not drilled. Contact customer service if factory drilled is required. * Interior volume with receptacle installed. |
|  * 84.2 in ³ | | |

| METAL BOX w/NPT | Part # Poly | Part # Metal |
|---|-------------|--------------|
|  0° 1/2" | 7T1F0N05 | |
|  0° 3/4" | 7T1F0N07 | |
|  0° 1" | 7T1F0N10 | |
|  0° 1 1/4" | 7T1F0N12 | |


| METAL BOX WITH NYLON ANGLE w/NPT | Part # Poly | Part # Metal |
|---|-------------|--|
|  30° 1/2" | 711C3N05 | |
|  30° 3/4" | 711C3N07 | |
|  30° 1" | 711C3N10 | |
|  * 30.1 in ³ 30° 1 1/4" | 711C3N12 | * Interior volume with receptacle installed. |

| METAL BOX WITH METAL ANGLE w/NPT | Part # Poly | Part # Metal |
|---|-------------|--------------|
|  45° 1/2" | 791C4N05 | |
|  45° 3/4" | 791C4N07 | |
|  45° 1" | 791C4N10 | |
|  * 27.0 in ³ 45° 1 1/4" | 791C4N12 | |


| STAINLESS STEEL BOX WITH STAINLESS STEEL ANGLE w/NPT | Part # Poly | Part # Metal |
|--|-------------|------------------------------------|
|  30° 3/4" | 7X1C3N07 | |
|  30° 1" | 7X1C3N10 | * Includes angle adapter as shown. |

NPT on top or bottom (if rotated). For other NPT configurations, contact customer service.

MISCELLANEOUS ACCESSORIES

| PROTECTIVE CAP | Part # Poly | Part # Metal |
|--|-------------|---|
|  01-NA126 | 01-NA126 | Will not fit devices with reverse interiors. For Male Devices Only. |

| FLUSH MOUNT | Part # Poly | Part # Metal |
|--|-------------|--------------|
|  01-2A142 | 01-2A142 | |

| CORD GRIP with MESH | Part # Poly | Part # Metal |
|--|-------------|--------------|
|  see page 178 | | see page 178 |