









INSTALLATION ACCESSORIES – SIZE 5


Unless indicated otherwise, accessories can be used with either poly or metal plugs and receptacles.


HANDLES


HANDLE w/NPT	Part # Poly	Part # Metal
 3/4"	515P0N07	595P0N07
 1"	515P0N10	595P0N10
 1 1/4"	515P0N12	595P0N12
 1 1/2"	515P0N15	595P0N15
For metal devices only 2"	515P0N20	595P0N20

HANDLE w/CORD GRIP	Cable Range	Poly	Metal
	1.25 - 1.375"	-	795P0FS1
	1.270 - 1.470"	715P0EP3	-
	1.520 - 1.860"	715P0GP2	-
	1.438 - 1.562"	-	795P0FS2






For metal devices only

OVERSIZED METAL HANDLE w/NPT			
	3/4"	795P0N07	
	1"	795P0N10	
	1 1/4"	795P0N12	For available cord grips, see pg 178.
	1 1/2"	795P0N15	
	2"	795P0N20	For metal devices only
	2 1/2"	795P0N25	


SANTOPRENE HANDLE w/Cable Range			
	.70 - 1.00"	555P0D25	
IP 66/67	.984 - 1.377"	555P0D35	
	1.377 - 1.771"	555P0D45	

POLY HANDLE W/CLAMP & BUSHING w/Cable Range			
	1.250 - 1.375"	715P0S22	
	1.438 - 1.562"	715P0S25	
	1.562 - 1.688"	715P0S27	
	1.688 - 1.812"	715P0S29	


ANGLES

NYLON ANGLE			
	30°	515M3	
METAL ANGLE			
	0°	595M0	
	30°	595M3	
	Oversized 30°	795M3	Mounts on oversize box only. Order with 7T6F0N25XL box. See pg 51.
	70°	595M7	


BOXES

NYLON ANGLE WITH METAL BOX w/NPT			
	30°	1 1/4"	715C3N12
	30°	1 1/2"	715C3N15
	30°	2"	715C3N20
* 108.7 in ³	30°	2 1/2"	715C3N25

* Interior volume with receptacle installed.

METAL ANGLE WITH METAL BOX w/NPT			
	30°	1 1/4"	795C3N12
	30°	1 1/2"	795C3N15
	30°	2"	795C3N20
* 111.8 in ³	30°	2 1/2"	795C3N25

* Interior volume with receptacle installed.

METAL BOX w/NPT			
	0°	1 1/4"	7T5F0N12
	0°	1 1/2"	7T5F0N15
	0°	2"	7T5F0N20
	0°	2 1/2"	7T5F0N25


* Interior volume with receptacle installed.

NPT on top or bottom (if rotated). For other NPT configurations, contact customer service.

Cable Range	NPT	Cable Range	NPT
.438 - .812	3/4"	.890 - 1.812"	1 1/2"
.660 - 1.000	1"	1.190 - 2.438"	2"
.875 - 1.375"	1 1/4"		

NPT sizes are determined by the cable diameter and third party cord grip.

MISCELLANEOUS ACCESSORIES

PROTECTIVE CAP		
	35-9A126	For watertight seal, the male inlet must also be ordered with the 'No Lockout Hole' option (-A155). For Male Devices Only.

PADLOCKABLE PLUG CAP		
	DS9MC	Aluminum – For Male Inlets Only.

CORD GRIP with or w/o MESH		
	see pgs 178	

EASY RETROFIT ADAPTER PLATES		
	see pg 175	Mount to existing boxes.

RECEPTACLE LOCKING PIN		
	LP-843	Requires Padlockable Pawl option (-843) on receptacle.