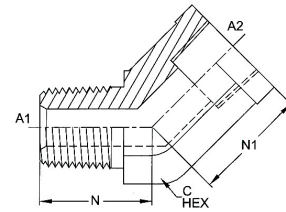



## 5503-FG

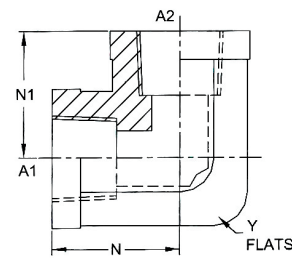
MP-FP 45 DEG ELBOW STREET ELBOW



PART NO.	A1 NPTF	A2 NPTF	A1 DRILL	N LGTH	N1 LGTH	Y FLATS
5503-02-02-FG	1/8-27	1/8-27	0.188	0.720	0.470	0.562
5503-02-04-FG	1/8-27	1/4-18	0.188	0.860	0.620	0.750
5503-04-04-FG	1/4-18	1/4-18	0.281	1.05	0.62	0.750
5503-06-06-FG	3/8-18	3/8-18	0.406	1.06	0.72	0.875
5503-08-08-FG	1/2-14	1/2-14	0.531	1.34	0.91	1.062
5503-12-12-FG	3/4-14	3/4-14	0.719	1.38	0.97	1.312
5503-16-16-FG	1-11/2	1-11/2	0.938	1.72	1.12	1.625
5503-20-20-FG	1 1/4-11/2	1 1/4-11/2	1.250	1.80	1.63	1.875
5503-24-24-FG	1 1/2-11/2	1 1/2-11/2	1.500	2.06	1.69	2.562
5503-32-32-FG	2-11/2	2-11/2	1.938	2.150	2.190	2.812

## 5504-FG

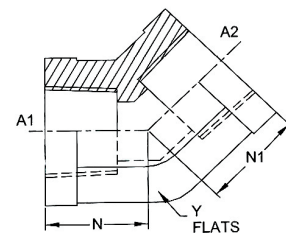

FP-FP 90 DEG ELBOW



PART NO.	A1 NPTF	A2 NPTF	N LGTH	N1 LGTH	Y FLATS
5504-02-02-FG	1/8-27	1/8-27	0.660	0.660	0.562
5504-04-02-FG	1/4-18	1/8-27	0.88	0.88	0.750
5504-04-04-FG	1/4-18	1/4-18	0.880	0.880	0.750
5504-06-04-FG	3/8-18	1/4-18	1.020	1.010	0.875
5504-06-06-FG	3/8-18	3/8-18	1.020	1.020	0.875
5504-08-04-FG	1/2-14	1/4-18	1.23	1.10	1.062
5504-08-06-FG	1/2-14	3/8-18	1.230	1.010	1.062
5504-08-08-FG	1/2-14	1/2-14	1.230	1.230	1.062
5504-12-06-FG	3/4-14	3/8-18	1.36	1.36	1.312
5504-12-08-FG	3/4-14	1/2-14	1.360	1.350	1.312
5504-12-12-FG	3/4-14	3/4-14	1.36	1.36	1.312
5504-16-08-FG	1-11/2	1/2-14	1.62	1.62	1.625
5504-16-12-FG	1-11/2	3/4-14	1.620	1.620	1.625
5504-16-16-FG	1-11/2	1-11/2	1.62	1.62	1.625
5504-20-12-FG	1-1/4-11/2	3/4-14	1.700	1.450	1.875
5504-20-16-FG	1-1/4-11/2	1-11/2	1.70	1.70	1.875
5504-20-20-FG	1-1/4-11/2	1-1/4-11/2	1.70	1.70	1.875
5504-24-20-FG	1-1/2-11/2	1-1/4-11/2	2.080	2.080	2.562
5504-24-24-FG	1-1/2-11/2	1-1/2-11/2	2.08	2.08	2.562
5504-32-32-FG	2-11/2	2-11/2	2.39	2.39	2.812

## 5505-FG

FP-FP 45 DEG ELBOW



PART NO.	A1 NPTF	A2 NPTF	N LGTH	N1 LGTH	Y FLATS
5505-02-02-FG	1/8-27	1/8-27	0.50	0.50	0.562
5505-04-04-FG	1/4-18	1/4-18	0.69	0.69	0.750
5505-06-06-FG	3/8-18	3/8-18	0.75	0.75	0.875
5505-08-08-FG	1/2-14	1/2-14	0.940	0.940	1.062

Continued...