



## Series 5

Die Cast Aluminum Conduit Outlet  
Bodies, Covers and Gaskets

**COOPER** Crouse-Hinds



**NEW!**

- Aluminum Covers with integral gaskets
- X and TB configurations
- SnapPack™ with rigid bodies and integral gasketed covers!

# Series 5

## Die Cast Aluminum Conduit Outlet Bodies, Covers and Gaskets

### Series 5

Cooper Crouse-Hinds® Series 5 die cast copper-free aluminum conduit bodies, covers and gaskets are available for use with rigid or EMT conduit (with set screw). Conduit bodies are available in trade sizes 1/2"-4"; in the most popular conduit body shapes (C, LB, LL, LR, T) and 1/2"-2" in TB & X shapes. The Series 5 family is available as components or pre-packaged in various configurations as a SnapPack™ assembly. In addition, Series 5 is completely interchangeable with other manufacturers.

#### APPLICATIONS

- Act as pull outlets for conductors being installed
- Provide openings for making splices and taps in conductors
- Act as mounting outlets for lighting fixtures and wiring devices
- Connect conduit sections
- Provide taps for branch conduit runs
- Make 90° bends in conduit runs
- Provide for access to conductors for maintenance and future system changes

#### FEATURES/BENEFITS

- Die cast copper-free aluminum construction is lightweight and corrosion resistant for long reliable service
- Epoxy powder coat finish provides additional corrosion resistance in an aesthetically pleasing appearance
- Conduit bodies are supplied with threaded hubs for use with Rigid/IMC conduit or as a combination body (threaded and with set screws for use with EMT or Rigid/IMC conduit on trade sizes)
- Domed aluminum cover provides additional cubic capacity
- SnapPack™ available in choice of 3 configurations to match customer preferences.

#### STANDARD MATERIALS AND FINISHES

- Bodies—Copper-Free Aluminum with epoxy powder paint
- Covers—Aluminum with stainless steel screws, natural finish
- Gaskets—Neoprene

#### 3<sup>RD</sup> PARTY CERTIFICATIONS

- UL Listed
- cUL Listed



Available in SnapPack™ assembly or as components to match customer preferences

- Integral gasket covers.** The new sheet aluminum covers feature a raised dome with stainless steel screws supplied with nylon washers and a gasket for simplifying installation—reducing inventory and labor costs. These innovative covers are UL and cUL Listed and are NEMA 4 Rated.



- SnapPack™.** Designed for ordering and receiving convenience, the SnapPack combines a body, gasket, and sheet aluminum cover in a single assembly.

1. Rigid body with traditional cover and gasket (e.g. LB15 CGN)



2. Combination body with traditional cover and gasket (e.g. LB15 MTC )



3. **NEMA 4** rigid body with new integral gasketed cover (e.g. X15 ICG)



# Ordering Information



| TYPE LB    |                |                           |  |   |  |                         |          |                     |                     |
|------------|----------------|---------------------------|--|---|--|-------------------------|----------|---------------------|---------------------|
| Trade Size | Outlet Body    |                           | SnapPack <b>NEMA 4!</b>                            |   |  | Internal Col.In Cu. In. | Unit Qty | Weight Lbs Per 100* | Max # of Conductors |
|            | Rigid/IMC Cat# | Combo EMT, Rigid/IMC Cat# | Rigid/IMC Body, Traditional Cover, and Gasket Cat# | Combo EMT, Body, Traditional Cover, and Gasket Cat# | NEMA 4 Rigid/IMC Body and Integral Cover & Gasket Cat# |                         |          |                     |                     |
| 1/2"       | LB15           | LB15 MT                   | LB15 CGN   | LB15 MTC  | LB15 ICG   | 4.35                    | 10       | 26                  | -                   |
| 3/4"       | LB25           | LB25 MT                   | LB25 CGN   | LB25 MTC  | LB25 ICG   | 7.3                     | 10       | 48                  | 3 # 6 AWG           |
| 1"         | LB35           | LB35 MT                   | LB35 CGN   | LB35 MTC  | LB35 ICG   | 12.2                    | 5        | 64                  | 3 # 4 AWG           |
| 1 1/4"     | LB45           | LB45 MT                   | LB45 CGN   | LB45 MTC  | -  | 32.3                    | 2        | 140                 | 3 # 2 AWG           |
| 1 1/2"     | LB55           | LB55 MT                   | LB55 CGN   | LB55 MTC  | -  | 33.8                    | 2        | 160                 | 3 # 1/0 AWG         |
| 2"         | LB65           | LB65 MT                   | LB65 CGN   | LB65 MTC  | -  | 71.2                    | 1        | 260                 | 3 # 4/0 AWG         |
| 2 1/2"     | LB75           | LB75 MT†                  | -  | -   | -  | 71.2                    | 1        | 500                 | 3 # 300 MCM         |
| 3"         | LB85           | LB85 MT†                  | -  | -   | -  | 183.5                   | 1        | 600                 | 3 # 350 MCM         |
| 3 1/2"     | LB95           | LB95 MT†                  | -  | -   | -  | 304.9                   | 1        | 900                 | 3 # 350 MCM         |
| 4"         | LB105          | LB105 MT†                 | -  | -   | -  | 308                     | 1        | 1000                | 3 # 350 MCM         |

†Combo EMT, Rigid/IMC Fittings greater than 2" trade size are SET-SCREW ONLY (not combination threaded and set-screw)

\*Weight Lbs Per 100 is listed for outlet body only



| TYPE LR    |                |                           |  |   |  |                         |          |                     |                     |
|------------|----------------|---------------------------|--|---|--|-------------------------|----------|---------------------|---------------------|
| Trade Size | Outlet Body    |                           | SnapPack <b>NEMA 4!</b>                            |   |  | Internal Col.In Cu. In. | Unit Qty | Weight Lbs Per 100* | Max # of Conductors |
|            | Rigid/IMC Cat# | Combo EMT, Rigid/IMC Cat# | Rigid/IMC Body, Traditional Cover, and Gasket Cat# | Combo EMT, Body, Traditional Cover, and Gasket Cat# | NEMA 4 Rigid/IMC Body and Integral Cover & Gasket Cat# |                         |          |                     |                     |
| 1/2"       | LR15           | LR15 MT                   | LR15 CGN   | LR15 MTC  | LR15 ICG   | 4.35                    | 10       | 26                  | -                   |
| 3/4"       | LR25           | LR25 MT                   | LR25 CGN   | LR25 MTC  | LR25 ICG   | 7.3                     | 10       | 48                  | 3 # 6 AWG           |
| 1"         | LR35           | LR35 MT                   | LR35 CGN   | LR35 MTC  | LR35 ICG   | 12.2                    | 5        | 64                  | 3 # 4 AWG           |
| 1 1/4"     | LR45           | LR45 MT                   | LR45 CGN   | LR45 MTC  | -  | 35.8                    | 2        | 140                 | 3 # 2 AWG           |
| 1 1/2"     | LR55           | LR55 MT                   | LR55 CGN   | LR55 MTC  | -  | 35.8                    | 2        | 160                 | 3 # 1/0 AWG         |
| 2"         | LR65           | LR65 MT                   | LR65 CGN   | LR65 MTC  | -  | 69.7                    | 1        | 260                 | 3 # 4/0 AWG         |
| 2 1/2"     | LR75           | -                         | -  | -   | -  | 69.7                    | 1        | 500                 | 3 # 300 MCM         |
| 3"         | LR85           | -                         | -  | -   | -  | 186                     | 1        | 600                 | 3 # 350 MCM         |
| 3 1/2"     | LR95           | -                         | -  | -   | -  | 306                     | 1        | 900                 | 3 # 350 MCM         |
| 4"         | LR105          | -                         | -  | -   | -  | 308                     | 1        | 1000                | 3 # 350 MCM         |

\*Weight Lbs Per 100 is listed for outlet body only



| TYPE LL    |                |                           |  |   |  |                         |          |                     |                     |
|------------|----------------|---------------------------|--|---|--|-------------------------|----------|---------------------|---------------------|
| Trade Size | Outlet Body    |                           | SnapPack <b>NEMA 4!</b>                            |   |  | Internal Col.In Cu. In. | Unit Qty | Weight Lbs Per 100* | Max # of Conductors |
|            | Rigid/IMC Cat# | Combo EMT, Rigid/IMC Cat# | Rigid/IMC Body, Traditional Cover, and Gasket Cat# | Combo EMT, Body, Traditional Cover, and Gasket Cat# | NEMA 4 Rigid/IMC Body and Integral Cover & Gasket Cat# |                         |          |                     |                     |
| 1/2"       | LL15           | LL15 MT                   | LL15 CGN   | LL15 MTC  | LL15 ICG   | 4.35                    | 10       | 30                  | -                   |
| 3/4"       | LL25           | LL25 MT                   | LL25 CGN   | LL25 MTC  | LL25 ICG   | 7.3                     | 10       | 48                  | 3 # 6 AWG           |
| 1"         | LL35           | LL35 MT                   | LL35 CGN   | LL35 MTC  | LL35 ICG   | 12.2                    | 5        | 64                  | 3 # 4 AWG           |
| 1 1/4"     | LL45           | LL45 MT                   | LL45 CGN   | LL45 MTC  | -  | 35.8                    | 2        | 140                 | 3 # 2 AWG           |
| 1 1/2"     | LL55           | LL55 MT                   | LL55 CGN   | LL55 MTC  | -  | 35.8                    | 2        | 160                 | 3 # 1/0 AWG         |
| 2"         | LL65           | LL65 MT                   | LL65 CGN   | LL65 MTC  | -  | 69.7                    | 1        | 270                 | 3 # 4/0 AWG         |
| 2 1/2"     | LL75           | -                         | -  | -   | -  | 69.7                    | 1        | 500                 | 3 # 300 MCM         |
| 3"         | LL85           | -                         | -  | -   | -  | 186                     | 1        | 600                 | 3 # 350 MCM         |
| 3 1/2"     | LL95           | -                         | -  | -   | -  | 306                     | 1        | 900                 | 3 # 350 MCM         |
| 4"         | LL105          | -                         | -  | -   | -  | 308                     | 1        | 1000                | 3 # 350 MCM         |

\*Weight Lbs Per 100 is listed for outlet body only

# Ordering Information



## TYPE C



| Trade Size | Outlet Body    |                           | SnapPack <b>NEMA 4!</b>                            |   |  | Internal Col.In Cu. In. | Unit Qty | Weight Lbs Per 100* | Max # of Conductors |
|------------|----------------|---------------------------|--|---|--|-------------------------|----------|---------------------|---------------------|
|            | Rigid/IMC Cat# | Combo EMT, Rigid/IMC Cat# | Rigid/IMC Body, Traditional Cover, and Gasket Cat# | Combo EMT, Body, Traditional Cover, and Gasket Cat# | NEMA 4 Rigid/IMC Body and Integral Cover & Gasket Cat# |                         |          |                     |                     |
| 1/2"       | C15            | C15 MT                    | C15 CGN  | C15 MTC   | C15 ICG  | 4.35                    | 10       | 27                  | -                   |
| 3/4"       | C25            | C25 MT                    | C25 CGN  | C25 MTC   | C25 ICG  | 7.3                     | 10       | 40                  | 3 # 6 AWG           |
| 1"         | C35            | C35 MT                    | C35 CGN  | C35 MTC   | C35 ICG  | 12.2                    | 5        | 64                  | 3 # 4 AWG           |
| 1 1/4"     | C45            | C45 MT                    | C45 CGN  | C45 MTC   | -  | 32.3                    | 2        | 165                 | 3 # 2 AWG           |
| 1 1/2"     | C55            | C55 MT                    | C55 CGN  | C55 MTC   | -  | 33.8                    | 2        | 150                 | 3 # 1/0 AWG         |
| 2"         | C65            | C65 MT                    | C65 CGN  | C65 MTC   | -  | 69.5                    | 1        | 270                 | 3 # 4/0 AWG         |
| 2 1/2"     | C75            | -                         | -  | -   | -  | 69.5                    | 1        | 500                 | 3 # 300 MCM         |
| 3"         | C85            | -                         | -  | -   | -  | 188                     | 1        | 600                 | 3 # 350 MCM         |
| 3 1/2"     | C95            | -                         | -  | -   | -  | 307                     | 1        | 900                 | 3 # 350 MCM         |
| 4"         | C105           | -                         | -  | -   | -  | 309                     | 1        | 1000                | 3 # 350 MCM         |

## TYPE T



| Trade Size | Outlet Body    |                           | SnapPack <b>NEMA 4!</b>                            |   |  | Internal Col.In Cu. In. | Unit Qty | Weight Lbs Per 100* | Max # of Conductors |
|------------|----------------|---------------------------|--|---|--|-------------------------|----------|---------------------|---------------------|
|            | Rigid/IMC Cat# | Combo EMT, Rigid/IMC Cat# | Rigid/IMC Body, Traditional Cover, and Gasket Cat# | Combo EMT, Body, Traditional Cover, and Gasket Cat# | NEMA 4 Rigid/IMC Body and Integral Cover & Gasket Cat# |                         |          |                     |                     |
| 1/2"       | T15            | T15 MT                    | T15 CGN  | T15 MTC   | T15 ICG  | 4.35                    | 10       | 27                  | -                   |
| 3/4"       | T25            | T25 MT                    | T25 CGN  | T25 MTC   | T25 ICG  | 7.3                     | 10       | 40                  | 3 # 6 AWG           |
| 1"         | T35            | T35 MT                    | T35 CGN  | T35 MTC   | T35 ICG  | 12.2                    | 5        | 64                  | 3 # 4 AWG           |
| 1 1/4"     | T45            | T45 MT                    | T45 CGN  | T45 MTC   | -  | 33.1                    | 2        | 165                 | 3 # 2 AWG           |
| 1 1/2"     | T55            | T55 MT                    | T55 CGN  | T55 MTC   | -  | 33.1                    | 2        | 150                 | 3 # 1/0 AWG         |
| 2"         | T65            | T65 MT                    | T65 CGN  | T65 MTC   | -  | 67                      | 1        | 270                 | 3 # 4/0 AWG         |
| 2 1/2"     | T75            | -                         | -  | -   | -  | 67                      | 1        | 500                 | 3 # 300 MCM         |
| 3"         | T85            | -                         | -  | -   | -  | 175                     | 1        | 600                 | 3 # 350 MCM         |
| 3 1/2"     | T95            | -                         | -  | -   | -  | 298                     | 1        | 900                 | 3 # 350 MCM         |
| 4"         | T105           | -                         | -  | -   | -  | 300                     | 1        | 1000                | 3 # 350 MCM         |

## TYPE TB



| Trade Size | Outlet Body    |                           | SnapPack <b>NEMA 4!</b>                            |   |  | Internal Col.In Cu. In. | Unit Qty | Weight Lbs Per 100* | Max # of Conductors |
|------------|----------------|---------------------------|--|---|--|-------------------------|----------|---------------------|---------------------|
|            | Rigid/IMC Cat# | Combo EMT, Rigid/IMC Cat# | Rigid/IMC Body, Traditional Cover, and Gasket Cat# | Combo EMT, Body, Traditional Cover, and Gasket Cat# | NEMA 4 Rigid/IMC Body and Integral Cover & Gasket Cat# |                         |          |                     |                     |
| 1/2"       | TB15           | -                         | -  | -   | TB15 ICG   | 4.5                     | 10       | 29                  | -                   |
| 3/4"       | TB25           | -                         | -  | -   | TB25 ICG   | 7.5                     | 10       | 42                  | 3 # 6 AWG           |
| 1"         | TB35           | -                         | -  | -   | TB35 ICG   | 10.8                    | 5        | 58                  | 3 # 4 AWG           |
| 1 1/4"     | TB45           | -                         | -  | -   | -  | 32.3                    | 2        | 110                 | 3 # 2 AWG           |
| 1 1/2"     | TB55           | -                         | -  | -   | -  | 34.2                    | 2        | 109                 | 3 # 2 AWG           |
| 2"         | TB65           | -                         | -  | -   | -  | 71.4                    | 1        | 192                 | 3 # 2/0 AWG         |

## TYPE X



| Trade Size | Outlet Body    |                           | SnapPack <b>NEMA 4!</b>                            |   |  | Internal Col.In Cu. In. | Unit Qty | Weight Lbs Per 100* | Max # of Conductors |
|------------|----------------|---------------------------|--|---|--|-------------------------|----------|---------------------|---------------------|
|            | Rigid/IMC Cat# | Combo EMT, Rigid/IMC Cat# | Rigid/IMC Body, Traditional Cover, and Gasket Cat# | Combo EMT, Body, Traditional Cover, and Gasket Cat# | NEMA 4 Rigid/IMC Body and Integral Cover & Gasket Cat# |                         |          |                     |                     |
| 1/2"       | X15            | -                         | -  | -   | X15 ICG  | 4.5                     | 10       | 31                  | -                   |
| 3/4"       | X25            | -                         | -  | -   | X25 ICG  | 7.5                     | 10       | 47                  | 3 # 6 AWG           |
| 1"         | X35            | -                         | -  | -   | X35 ICG  | 10.8                    | 5        | 62                  | 3 # 4 AWG           |
| 1 1/4"     | X45            | -                         | -  | -   | -  | 32.3                    | 2        | 118                 | 3 # 2 AWG           |
| 1 1/2"     | X55            | -                         | -  | -   | -  | 34.2                    | 2        | 118                 | 3 # 2 AWG           |
| 2"         | X65            | -                         | -  | -   | -  | 71.4                    | 1        | 213                 | 3 # 2/0 AWG         |

\*Weight Lbs Per 100 is listed for outlet body only

# Ordering Information / Dimensions

## INTEGRAL GASKET COVERS

Aluminum Cover with Neoprene Integral Gasket



| Cat. #          | Gasket Trade Size | Unit Qty. | Weight Lbs. Per 100 |
|-----------------|-------------------|-----------|---------------------|
| 1/2"            | 150G              | 50        | 6                   |
| 3/4"            | 250G              | 50        | 7                   |
| 1"              | 350G              | 50        | 8                   |
| 1 1/4" - 1 1/2" | 450G              | 50        | 17                  |
| 2"              | 650G              | 25        | 26                  |
| 2 1/2" - 3"     | 850G              | 10        | 80                  |
| 3 1/2" - 4"     | 950G              | 10        | 145                 |

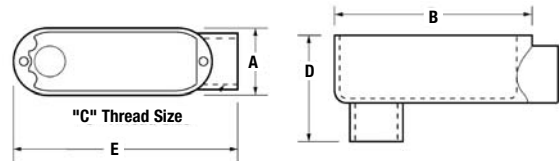
1/2" - 3" are NEMA 4 Rated

## ALUMINUM COVERS

Aluminum



| Cat. #          | Conduit Size | Unit Qty. | Weight Lbs. Per 100 |
|-----------------|--------------|-----------|---------------------|
| 1/2"            | 150          | 50        | 5                   |
| 3/4"            | 250          | 50        | 6                   |
| 1"              | 350          | 50        | 7                   |
| 1 1/4" - 1 1/2" | 450          | 50        | 15                  |
| 2"              | 650          | 25        | 24                  |
| 2 1/2" - 3"     | 850          | 10        | 78                  |
| 3 1/2" - 4"     | 950          | 10        | 140                 |



### TYPE LB DIMENSIONS—THREADED & SET SCREW

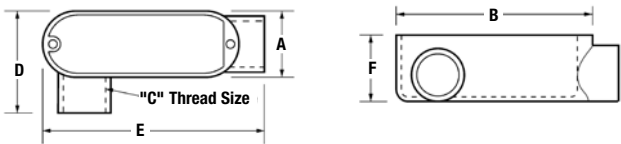
| Size   | A    | B     | C    | D    | E     | F    |
|--------|------|-------|------|------|-------|------|
| 1/2"   | 1.31 | 3.87  | 0.50 | 2.11 | 4.24  | 1.07 |
| 3/4"   | 1.53 | 4.67  | 0.75 | 2.38 | 4.97  | 1.28 |
| 1"     | 1.74 | 5.37  | 1.00 | 2.74 | 5.79  | 1.56 |
| 1 1/4" | 2.49 | 7.23  | 1.25 | 3.50 | 7.79  | 1.99 |
| 1 1/2" | 2.49 | 7.23  | 1.50 | 3.65 | 7.81  | 2.27 |
| 2"     | 3.10 | 9.46  | 2.00 | 4.24 | 10.20 | 2.91 |
| 2 1/2" | 4.44 | 12.22 | 2.50 | 5.75 | 13.14 | 3.43 |
| 3"     | 4.44 | 12.22 | 3.00 | 6.41 | 13.14 | 4.13 |
| 3 1/2" | 5.42 | 14.83 | 3.50 | 7.11 | 15.46 | 4.65 |
| 4"     | 5.42 | 14.83 | 4.00 | 7.20 | 15.46 | 5.16 |

## GASKETS

Neoprene

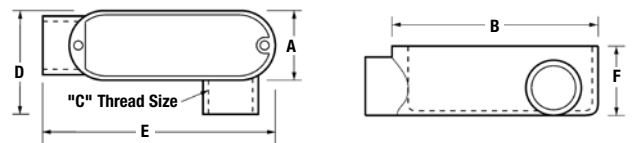


| Cat. #          | Conduit Size | Unit Qty. | Weight Lbs. Per 100 |
|-----------------|--------------|-----------|---------------------|
| 1/2"            | GASK015N     | 50        | 2                   |
| 3/4"            | GASK025N     | 50        | 2                   |
| 1"              | GASK035N     | 50        | 3                   |
| 1 1/4" - 1 1/2" | GASK045N     | 50        | 6                   |
| 2"              | GASK065N     | 25        | 10                  |
| 2 1/2" - 3"     | GASK085N     | 10        | 20                  |
| 3 1/2" - 4"     | GASK095N     | 10        | 30                  |



### TYPE LR DIMENSIONS—THREADED & SET SCREW

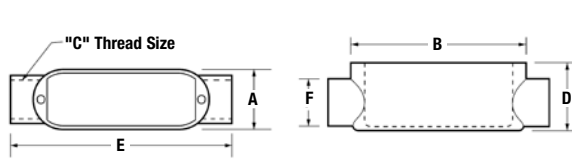
| Size   | A    | B     | C    | D    | E     | F    |
|--------|------|-------|------|------|-------|------|
| 1/2"   | 1.31 | 3.87  | 0.50 | 2.06 | 4.40  | 1.40 |
| 3/4"   | 1.53 | 4.67  | 0.75 | 2.28 | 5.07  | 1.64 |
| 1"     | 1.74 | 5.37  | 1.00 | 2.51 | 5.94  | 1.90 |
| 1 1/4" | 2.49 | 7.23  | 1.25 | 3.50 | 7.87  | 2.85 |
| 1 1/2" | 2.49 | 7.23  | 1.50 | 3.50 | 7.87  | 2.85 |
| 2"     | 3.10 | 9.46  | 2.00 | 3.83 | 9.88  | 3.41 |
| 2 1/2" | 4.50 | 12.22 | 2.50 | 6.00 | 13.14 | 4.00 |
| 3"     | 4.65 | 12.22 | 3.00 | 6.10 | 13.00 | 4.70 |
| 3 1/2" | 5.42 | 14.83 | 3.50 | 6.40 | 15.45 | 5.43 |
| 4"     | 5.42 | 14.83 | 4.00 | 6.40 | 15.45 | 5.43 |



### TYPE LL DIMENSIONS—THREADED & SET SCREW

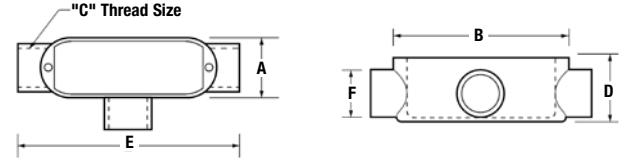
| Size   | A    | B     | C    | D    | E     | F    |
|--------|------|-------|------|------|-------|------|
| 1/2"   | 1.31 | 3.87  | 0.50 | 2.06 | 4.40  | 1.40 |
| 3/4"   | 1.53 | 4.67  | 0.75 | 2.28 | 5.07  | 1.64 |
| 1"     | 1.74 | 5.37  | 1.00 | 2.68 | 5.94  | 1.90 |
| 1 1/4" | 2.49 | 7.23  | 1.25 | 3.50 | 7.87  | 2.85 |
| 1 1/2" | 2.49 | 7.23  | 1.50 | 3.50 | 7.87  | 2.85 |
| 2"     | 3.10 | 9.46  | 2.00 | 3.83 | 10.20 | 3.41 |
| 2 1/2" | 4.50 | 12.22 | 2.50 | 6.00 | 13.14 | 4.00 |
| 3"     | 4.65 | 12.22 | 3.00 | 6.10 | 13.00 | 4.70 |
| 3 1/2" | 5.42 | 14.83 | 3.50 | 6.05 | 15.35 | 5.43 |
| 4"     | 5.42 | 14.83 | 4.00 | 6.05 | 15.35 | 5.43 |

# Ordering Information / Dimensions



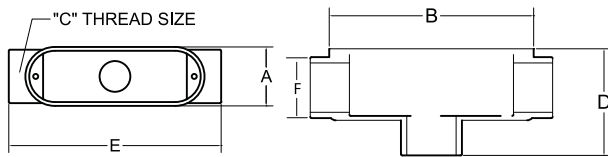
**TYPE C DIMENSIONS—THREADED & SET SCREW**

| Size   | A    | B     | C    | D    | E     | F    |
|--------|------|-------|------|------|-------|------|
| 1/2"   | 1.31 | 3.87  | 0.50 | 1.40 | 4.82  | 1.07 |
| 3/4"   | 1.53 | 4.67  | 0.75 | 1.64 | 5.50  | 1.35 |
| 1"     | 1.74 | 5.37  | 1.00 | 1.90 | 6.44  | 1.67 |
| 1 1/4" | 2.49 | 7.23  | 1.25 | 2.73 | 8.45  | 2.27 |
| 1 1/2" | 2.49 | 7.23  | 1.50 | 2.73 | 8.45  | 2.27 |
| 2"     | 3.10 | 9.46  | 2.00 | 3.41 | 10.71 | 2.91 |
| 2 1/2" | 4.50 | 12.22 | 2.50 | 4.30 | 14.00 | 3.50 |
| 3"     | 4.65 | 12.22 | 3.00 | 4.66 | 13.80 | 4.13 |
| 3 1/2" | 5.42 | 14.83 | 3.50 | 5.36 | 16.10 | 5.30 |
| 4"     | 5.42 | 14.83 | 4.00 | 5.36 | 16.10 | 5.30 |



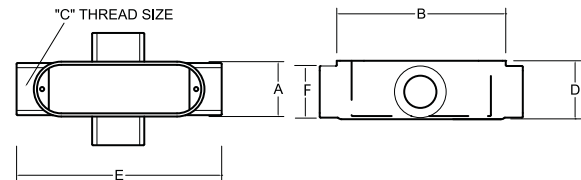
**TYPE T DIMENSIONS—THREADED & SET SCREW**

| Size   | A    | B     | C    | D    | E     | F    |
|--------|------|-------|------|------|-------|------|
| 1/2"   | 1.31 | 3.87  | 0.50 | 1.40 | 4.82  | 1.07 |
| 3/4"   | 1.53 | 4.67  | 0.75 | 1.64 | 5.40  | 1.35 |
| 1"     | 1.74 | 5.37  | 1.00 | 1.90 | 6.33  | 1.15 |
| 1 1/4" | 2.49 | 7.23  | 1.25 | 2.73 | 8.45  | 2.27 |
| 1 1/2" | 2.49 | 7.23  | 1.50 | 2.73 | 8.45  | 2.27 |
| 2"     | 3.10 | 9.46  | 2.00 | 3.41 | 10.71 | 2.91 |
| 2 1/2" | 4.50 | 12.22 | 2.50 | 4.00 | 14.00 | 3.50 |
| 3"     | 4.65 | 12.22 | 3.00 | 4.66 | 13.80 | 4.13 |
| 3 1/2" | 5.42 | 14.83 | 3.50 | 5.40 | 16.00 | 5.30 |
| 4"     | 5.42 | 14.83 | 4.00 | 5.40 | 16.00 | 5.30 |



**TYPE TB DIMENSIONS—THREADED & SET SCREW**

| Size   | A    | B    | C    | D    | E     | F    |
|--------|------|------|------|------|-------|------|
| 1/2"   | 1.31 | 3.92 | 0.50 | 2.10 | 4.72  | 1.07 |
| 3/4"   | 1.53 | 4.64 | 0.75 | 2.40 | 5.51  | 1.28 |
| 1"     | 1.74 | 5.38 | 1.00 | 2.77 | 6.47  | 1.56 |
| 1 1/4" | 2.49 | 7.24 | 1.25 | 3.53 | 8.25  | 1.99 |
| 1 1/2" | 2.49 | 7.24 | 1.50 | 3.53 | 8.25  | 2.27 |
| 2"     | 3.10 | 9.50 | 2.00 | 4.50 | 10.50 | 2.91 |



**TYPE X DIMENSIONS—THREADED & SET SCREW**

| Size   | A    | B    | C    | D    | E     | F    |
|--------|------|------|------|------|-------|------|
| 1/2"   | 1.31 | 3.92 | 0.50 | 1.37 | 4.72  | 1.07 |
| 3/4"   | 1.53 | 4.64 | 0.75 | 1.63 | 5.51  | 1.28 |
| 1"     | 1.74 | 5.38 | 1.00 | 1.88 | 6.47  | 1.56 |
| 1 1/4" | 2.49 | 7.24 | 1.25 | 2.51 | 8.25  | 1.99 |
| 1 1/2" | 2.49 | 7.24 | 1.50 | 2.50 | 8.25  | 2.27 |
| 2"     | 3.10 | 9.50 | 2.00 | 3.40 | 10.50 | 2.91 |

**For more information:**

If further assistance is required, please contact an authorized Cooper Crouse-Hinds Distributor, Sales Office or Customer Service Dept.

[www.crouse-hinds.com](http://www.crouse-hinds.com)  
[crouse.customerctr@crouse-hinds.com](mailto:crouse.customerctr@crouse-hinds.com)

Cooper Crouse-Hinds is a trademark of Cooper Industries, Inc. ©2007 Cooper Industries, Inc.

**U.S.:**  
**Cooper Crouse-Hinds**  
 P.O. Box 4999  
 Syracuse, NY 13221  
 Toll Free: 866-764-5454  
 (315) 477-5531  
 FAX: (315) 477-5179

**Canada:**  
**Cooper Crouse-Hinds Canada**  
 Toll Free: 800-265-0502  
 (905) 507-4187  
 FAX: (905) 568-7048

