


RSL1GB4ED

Slim interface plug in relay, Harmony, 6A, 1CO, low level, 48V DC



Main

Range of Product	Harmony Electromechanical Relays
Series name	Slim interface relay
Product or Component Type	Plug-in relay
Device short name	RSL
Contacts type and composition	1 C/O
Contact operation	Low level
[Uc] control circuit voltage	48 V DC
[Ithe] conventional enclosed thermal current	6 A -40...131 °F (-40...55 °C)
Status LED	Without
Control Type	Without push-button

Complementary

Shape of pin	Flat (PCB type)
Average resistance	10600 Ohm at 73 °F (23 °C) +/- 15 %
Rated operational voltage limits	36...67.2 V DC
[Ui] rated insulation voltage	250 V EN/IEC 277 V cUL
[Uimp] rated impulse withstand voltage	6 kV IEC
Contacts material	Silver alloy - gold plated (AgSnO2)
[Ie] rated operational current	6 A AC-1/DC-1)IEC/UL
Minimum switching current	1 mA
Maximum switching voltage	277 V
Minimum switching voltage	24 V
Maximum switching capacity	1500 VA 50 W
Minimum switching capacity	24 mW
Operating rate	<= 360 cycles/hour under load <= 18000 cycles/hour no-load
Mechanical durability	10000000 cycles
Electrical durability	60000 cycles, 6 A at 250 V, AC-1 C/O
Operating time	5 ms reset 12 ms
Protection category	RT III
Test levels	Level A
Operating position	Any position
Width	0.20 in (5 mm)
Height	1.10 in (28 mm)
Depth	0.73 in (18.5 mm)
Terminals description ISO n°1	(A1-A2)CO (11-12-14)OC
Net Weight	0.01 lb(US) (0.0054 kg)
Load current	6 A 250 V AC 0.5 mm mounting distance
Average coil consumption	0.21 W
Drop-out voltage threshold	>= 0.05 Uc
Safety reliability data	B10d = 60000

The information provided in this documentation contains general descriptions and/or technical characteristics of the performance of the products contained herein. This documentation is not intended as a substitute for and is not to be used for determining suitability or reliability of these products for specific user applications. It is the duty of any such user or integrator to perform the appropriate and complete risk analysis, evaluation and testing of the products with respect to the relevant specific application or use thereof. Neither Schneider Electric Industries SAS nor any of its affiliates or subsidiaries shall be responsible or liable for misuse of the information contained herein.

Mounting Support	Socket or PCB
Device presentation	Complete product

Environment

Dielectric strength	1000 V AC between contacts 4000 V AC between coil and contact
Standards	EN/IEC 61810-1 CSA C22.2 No 14 UL 508
Product Certifications	CSA UL EAC
Ambient Air Temperature for Storage	-40...158 °F (-40...70 °C)
Vibration resistance	+/- 1 mm 10...55 Hz)EN/IEC 60068-2-6
IP degree of protection	IP40 conforming to EN/IEC 60529
Shock resistance	5 gn 11 ms) not operating EN/IEC 60068-2-27 5 gn 11 ms) in operation EN/IEC 60068-2-27
Ambient air temperature for operation	-40...131 °F (-40...55 °C)

Ordering and shipping details

Category	21127-ZELIO ICE CUBE RELAYS
Discount Schedule	CP2
GTIN	3606480077982
Returnability	No

Packing Units

Unit Type of Package 1	PCE
Number of Units in Package 1	1
Package 1 Height	0.20 in (0.5 cm)
Package 1 Width	0.59 in (1.5 cm)
Package 1 Length	1.10 in (2.8 cm)
Package 1 Weight	0.21 oz (6 g)
Unit Type of Package 2	BB1
Number of Units in Package 2	10
Package 2 Height	0.28 in (0.7 cm)
Package 2 Width	0.94 in (2.4 cm)
Package 2 Length	12.01 in (30.5 cm)
Package 2 Weight	2.36 oz (67 g)
Unit Type of Package 3	S01
Number of Units in Package 3	500
Package 3 Height	5.91 in (15 cm)
Package 3 Width	5.91 in (15 cm)
Package 3 Length	15.75 in (40 cm)
Package 3 Weight	8.14 lb(US) (3.691 kg)

Offer Sustainability

California proposition 65	WARNING: This product can expose you to chemicals including: Nickel compounds, which is known to the State of California to cause cancer, and Di-isodecyl phthalate (DIDP), which is known to the State of California to cause birth defects or other reproductive harm. For more information go to www.P65Warnings.ca.gov
EU RoHS Directive	Pro-active compliance (Product out of EU RoHS legal scope)  EU RoHS Declaration
Toxic heavy metal free	Yes
Mercury free	Yes
China RoHS Regulation	 China RoHS Declaration
RoHS exemption information	 Yes

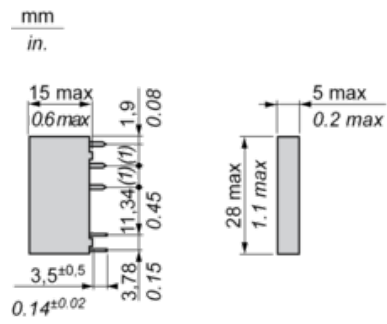
Environmental Disclosure	Product Environmental Profile
Circularity Profile	End Of Life Information

Contractual warranty

Warranty	18 months
----------	-----------

Dimensions

Relay with Flat Pins (PCB Type)

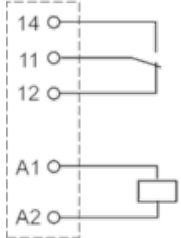


(1): 5.04 mm / 0.19 in.

Wiring Diagram

Relay with Flat Pins (PCB Type)

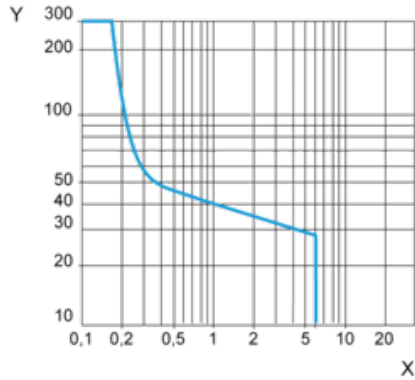
1 C/O contact



Curves for Resistive Load

Maximum Switching Capacity on DC Load

Resistive load

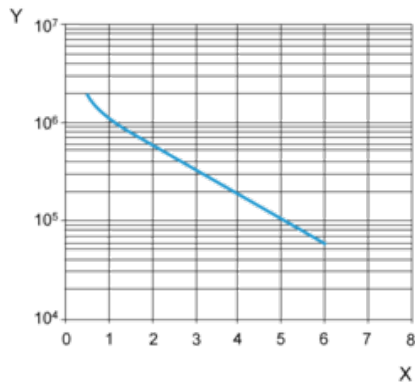


X DC Current

Y DC Voltage

Electrical Durability

Only tested at 6A/250VAC, projection for the rest
250 Vac Resistive load



X Switching current (A)

Y Cycles

Note : These are typical curves, actual durability depends on load, environment, duty cycle, etc.