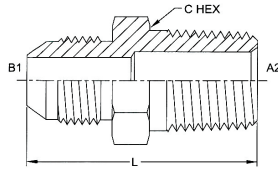



# 2404 MJ-MP STRAIGHT

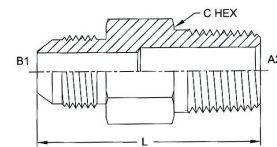


PART NO.	TUBE O.D.	B1 SAE 37Deg	A2 NPTF	B1 DRILL	A2 DRILL	L LGTH	C HEX
2404-02-02	1/8	5/16-24	1/8-27	0.062	0.188	1.11	0.438
2404-02-04	1/8	5/16-24	1/4-18	0.062	0.281	1.330	0.562
2404-02-06	1/8	5/16-24	3/8-18	0.062	0.406	1.330	0.750
2404-03-02	3/16	3/8-24	1/8-27	0.125	0.188	1.140	0.438
2404-04-01	1/4	7/16-20	1/16-27	0.172	0.125	1.220	0.500
2404-04-02	1/4	7/16-20	1/8-27	0.172	0.188	1.22	0.500
2404-04-04	1/4	7/16-20	1/4-18	0.172	0.172	1.42	0.562
2404-04-06	1/4	7/16-20	3/8-18	0.172	0.406	1.420	0.750
2404-04-08	1/4	7/16-20	1/2-14	0.172	0.531	1.68	0.875
2404-04-12	1/4	7/16-20	3/4-14	0.172	0.719	1.75	1.125
2404-05-02	5/16	1/2-20	1/8-27	0.234	0.188	1.22	0.562
2404-05-04	5/16	1/2-20	1/4-18	0.234	0.281	1.42	0.562
2404-05-06	5/16	1/2-20	3/8-18	0.234	0.406	1.42	0.750
2404-05-08	5/16	1/2-20	1/2-14	0.234	0.531	1.68	0.875
2404-06-02	3/8	9/16-18	1/8-27	0.297	0.188	1.24	0.625
2404-06-04	3/8	9/16-18	1/4-18	0.297	0.281	1.430	0.625
2404-06-06	3/8	9/16-18	3/8-18	0.297	0.297	1.43	0.750
2404-06-08	3/8	9/16-18	1/2-14	0.297	0.531	1.69	0.875
2404-06-12	3/8	9/16-18	3/4-14	0.297	0.719	1.75	1.125
2404-06-16	3/8	9/16-18	1-11/2	0.297	0.938	1.940	1.375
2404-08-02	1/2	3/4-16	1/8-27	0.391	0.188	1.340	0.812
2404-08-04	1/2	3/4-16	1/4-18	0.391	0.281	1.530	0.812
2404-08-06	1/2	3/4-16	3/8-18	0.391	0.391	1.530	0.812
2404-08-08	1/2	3/4-16	1/2-14	0.391	0.531	1.790	0.875
2404-08-12	1/2	3/4-16	3/4-14	0.391	0.719	1.85	1.125
2404-08-16	1/2	3/4-16	1-11/2	0.391	0.938	2.050	1.375
2404-10-04	5/8	7/8-14	1/4-18	0.484	0.281	1.690	0.937
2404-10-06	5/8	7/8-14	3/8-18	0.484	0.406	1.700	0.937
2404-10-08	5/8	7/8-14	1/2-14	0.484	0.484	1.890	0.937
2404-10-12	5/8	7/8-14	3/4-14	0.484	0.719	1.950	1.125
2404-10-16	5/8	7/8-14	1-11/2	0.484	0.938	2.15	1.375
2404-10-20	5/8	7/8-14	1-1/4-11/2	0.484	1.250	2.250	1.688
2404-12-04	3/4	1-1/16-12	1/4-18	0.609	0.281	1.87	1.125
2404-12-06	3/4	1-1/16-12	3/8-18	0.609	0.406	1.87	1.125
2404-12-08	3/4	1-1/16-12	1/2-14	0.609	0.531	2.060	1.125
2404-12-12	3/4	1-1/16-12	3/4-14	0.609	0.719	2.060	1.125
2404-12-16	3/4	1-1/16-12	1-11/2	0.609	0.938	2.25	1.375
2404-12-20	3/4	1-1/16-12	1-1/4-11/2	0.609	1.250	2.360	1.688
2404-12-24	3/4	1-1/16-12	1-1/2-11/2	0.609	1.500	2.46	2.000
2404-14-08	7/8	1-3/16-12	1/2-14	0.719	0.531	2.09	1.250
2404-14-12	7/8	1-3/16-12	3/4-14	0.719	0.719	2.09	1.250
2404-14-16	7/8	1-3/16-12	1-11/2	0.719	0.938	2.28	1.375
2404-16-08	1	1-5/16-12	1/2-14	0.844	0.531	2.11	1.375
2404-16-12	1	1-5/16-12	3/4-14	0.844	0.719	2.11	1.375
2404-16-16	1	1-5/16-12	1-11/2	0.844	0.844	2.30	1.375
2404-16-20	1	1-5/16-12	1-1/4-11/2	0.844	1.250	2.40	1.688
2404-16-24	1	1-5/16-12	1-1/2-11/2	0.844	1.500	2.51	2.000
2404-16-32	1	1-5/16-12	2-11/2	0.844	1.938	2.690	2.500
2404-20-12	1 1/4	1-5/8-12	3/4-14	1.078	0.719	2.230	1.625
2404-20-16	1 1/4	1-5/8-12	1-11/2	1.078	0.938	2.42	1.688
2404-20-20	1 1/4	1-5/8-12	1-1/4-11/2	1.078	1.250	2.45	1.688
2404-20-24	1 1/4	1-5/8-12	1-1/2-11/2	1.078	1.500	2.550	2.000
2404-20-32	1 1/4	1-5/8-12	2-11/2	1.078	1.938	2.735	2.500
2404-20-40	1 1/4	1-5/8-12	2-1/2 - 8	1.078	2.318	3.200	3.250
2404-24-12	1-1/2	1-7/8-12	3/4-14	1.312	0.719	2.430	2.000
2404-24-16	1 1/2	1-7/8-12	1-11/2	1.312	0.938	2.62	2.000

Continued...

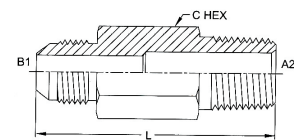
PART NO.	TUBE O.D.	B1 SAE 37Deg	A2 NPTF	B1 DRILL	A2 DRILL	L LGTH	C HEX
2404-24-20	1 1/2	1-7/8-12	1-1/4-11-1/2	1.250	1.250	2.650	2.000
2404-24-24	1 1/2	1-7/8-12	1-1/2-11-1/2	1.312	1.500	2.68	2.000
2404-24-32	1 1/2	1-7/8-12	2-11/2	1.312	1.938	2.86	2.625
2404-32-16	2	2 1/2-12	1-11/2	1.781	0.938	3.020	2.625
2404-32-20	2	2 1/2-12	1 1/4-11 1/2	1.781	1.250	3.05	2.625
2404-32-24	2	2 1/2-12	1 1/2-11 1/2	1.781	1.500	3.080	2.625
2404-32-32	2	2 1/2-12	2-11/2	1.781	1.938	3.11	2.625
2404-32-40	2	2-1/2-12	2-1/2-8	1.781	2.185	3.680	3.000
2404-32-48	2	2-1/2-13	3-8	1.781	2.780	3.74	3.750
2404-40-32	2 1/2	3-12	2-11-1/2	2.279	1.938	2.890	3.000
2404-40-40	2 1/2	3 -12	2-1/2 - 8	2.318	2.318	3.37	3.250
2404-48-48	3	3 1/2-12	3-8	2.780	2.780	3.64	3.750
2404-03-04	3/16	3/8-24	1/4-18	0.125	0.281	1.350	0.625
2404-14-20	7/16	1-3/16-12	1-1/4-11-1/2	0.719	1.250	2.380	1.687
2404-16-06	1	1-5/16-12	3/8-18	0.844	0.406	1.92	1.375

# 2404-L MJ-MP STRAIGHT LONG



PART NO.	TUBE O.D.	B1 SAE 37Deg	A2 NPTF	B1 DRILL	A2 DRILL	L LGTH	C HEX
2404-L-04-02	1/4	7/16-20	1/8-27	0.172	0.172	1.820	0.500
2404-L-04-04	1/4	7/16-20	1/4-18	0.172	0.281	2.250	0.625
2404-L-05-02	5/16	1/2-20	1/8-27	0.234	0.188	1.94	0.562
2404-L-05-04	5/16	1/2-20	1/4-18	0.234	0.281	2.250	0.562
2404-L-06-02	3/8	9/16-18	1/8-27	0.297	0.188	2.200	0.625
2404-L-06-04	3/8	9/16-18	1/4-18	0.297	0.281	2.250	0.625
2404-L-06-06	3/8	9/16-18	3/8-18	0.297	0.297	2.500	0.750
2404-L-06-08	3/8	9/16-18	1/2-14	0.297	0.531	2.75	0.875
2404-L-08-04	1/2	3/4-16	1/4-18	0.391	0.281	2.75	0.812
2404-L-08-06	1/2	3/4-16	3/8-18	0.391	0.391	2.750	0.813
2404-L-08-08	1/2	3/4-16	1/2-14	0.391	0.391	3.04	0.875
2404-L-10-06	5/8	7/8-14	3/8-18	0.484	0.406	2.94	0.937
2404-L-10-08	5/8	7/8-14	1/2-14	0.484	0.531	3.12	0.937
2404-L-12-12	3/4	1 1/16-12	3/4-14	0.609	0.609	3.50	1.125
2404-L-16-12	1	1 5/16-12	3/4-14	0.844	0.719	3.81	1.375
2404-L-16-16	1	1 5/16-12	1-11/2	0.844	0.938	4.00	1.375
2404-L-20-20	1-1/4	1-5/8-12	1-1/4-11-1/2	1.078	1.250	4.500	1.688
2404-L-24-24	1 1/2	1 7/8-12	1 1/2-11 1/2	1.312	1.500	4.88	2.000
2404-L-32-32	2	2 1/2-12	2-11 1/2	1.781	1.938	5.620	2.625

# 2404-LL MJ-MP STRAIGHT X-LONG



PART NO.	TUBE O.D.	B1 SAE 37Deg	A2 NPTF	B1 DRILL	A2 DRILL	L LGTH	C HEX
2404-LL-04-02	1/4	7/16-20	1/8-27	0.172	0.172	2.560	0.500
2404-LL-04-04	1/4	7/16-20	1/4-18	0.172	0.281	3.25	0.562
2404-LL-05-02	5/16	1/2-20	1/8-27	0.234	0.188	2.81	0.562
2404-LL-06-04	3/8	9/16-18	1/4-18	0.281	0.281	3.250	0.625
2404-LL-06-06	3/8	9/16-18	3/8-18	0.297	0.406	3.920	0.750

Continued...