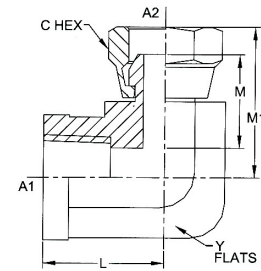
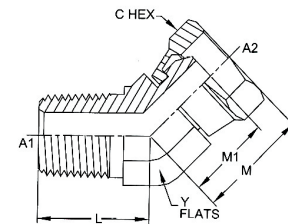



1502-FG FP-FPS 90 DEG ELBOW



| PART NO. | A1 NPTF | A2 NPSM | A2 DRILL | LLGTH | MLGTH | M1 LGTH | C HEX | Y FLATS |
|---------------|--------------|--------------|----------|-------|-------|---------|-------|---------|
| 1502-02-02-FG | 1/8-27 | 1/8-27 | 0.110 | 0.660 | 0.800 | 0.940 | 0.562 | 0.562 |
| 1502-02-04-FG | 1/8-27 | 1/4-18 | 0.220 | 0.660 | 0.940 | 1.130 | 0.688 | 0.562 |
| 1502-04-04-FG | 1/4-18 | 1/4-18 | 0.220 | 0.880 | 0.990 | 1.180 | 0.688 | 0.750 |
| 1502-04-06-FG | 1/4-18 | 3/8-18 | 0.340 | 0.88 | 1.01 | 1.22 | 0.875 | 0.750 |
| 1502-06-04-FG | 3/8-18 | 1/4-18 | 0.220 | 1.020 | 1.040 | 1.230 | 0.688 | 0.875 |
| 1502-06-06-FG | 3/8-18 | 3/8-18 | 0.340 | 1.02 | 1.06 | 1.27 | 0.875 | 0.875 |
| 1502-06-08-FG | 3/8-18 | 1/2-14 | 0.460 | 1.020 | 1.240 | 1.520 | 1.000 | 0.875 |
| 1502-08-04-FG | 1/2-14 | 1/4-18 | 0.220 | 1.23 | 1.15 | 1.34 | 0.688 | 1.062 |
| 1502-08-06-FG | 1/2-14 | 3/8-18 | 0.340 | 1.230 | 1.170 | 1.380 | 0.875 | 1.062 |
| 1502-08-08-FG | 1/2-14 | 1/2-14 | 0.460 | 1.23 | 1.24 | 1.52 | 1.000 | 1.062 |
| 1502-08-12-FG | 1/2-14 | 3/4-14 | 0.610 | 1.230 | 1.240 | 1.590 | 1.250 | 1.062 |
| 1502-12-08-FG | 3/4-14 | 1/2-14 | 0.460 | 1.36 | 1.47 | 1.75 | 1.000 | 1.312 |
| 1502-12-12-FG | 3/4-14 | 3/4-14 | 0.620 | 1.360 | 1.470 | 1.820 | 1.250 | 1.312 |
| 1502-12-16-FG | 3/4-14 | 1-11/2 | 0.780 | 1.620 | 1.730 | 2.080 | 1.500 | 1.625 |
| 1502-16-12-FG | 1-11/2 | 3/4-14 | 0.620 | 1.620 | 1.620 | 1.970 | 1.250 | 1.625 |
| 1502-16-16-FG | 1-11/2 | 1-11/2 | 0.780 | 1.620 | 1.730 | 2.080 | 1.500 | 1.625 |
| 1502-20-16-FG | 1 1/4-11 1/2 | 1-11/2 | 0.780 | 1.700 | 1.830 | 2.180 | 1.500 | 1.875 |
| 1502-20-20-FG | 1 1/4-11 1/2 | 1 1/4-11 1/2 | 1.03 | 1.70 | 1.83 | 2.25 | 1.875 | 1.875 |
| 1502-24-24-FG | 1 1/2-11 1/2 | 1 1/2-11 1/2 | 1.250 | 2.080 | 2.410 | 2.830 | 2.125 | 2.562 |
| 1502-32-32-FG | 2-11 1/2 | 2-11 1/2 | 1.720 | 2.39 | 2.57 | 2.99 | 2.625 | 2.812 |
| 1502-04-08-FG | 1/4-18 | 1/2-14 | 0.440 | 1.000 | 1.124 | 1.410 | 0.688 | 0.750 |

1503-FG MP-FPS 45 DEG ELBOW



| PART NO. | A1 NPTF | A2 NPSM | A1 DRILL | A2 DRILL | LLGTH | M1 LGTH | MLGTH | C HEX | Y FLATS |
|---------------|--------------|--------------|----------|----------|-------|---------|-------|-------|---------|
| 1503-02-02-FG | 1/8-27 | 1/8-27 | 0.188 | 0.150 | 0.520 | 0.620 | 0.760 | 0.562 | 0.438 |
| 1503-02-04-FG | 1/8-27 | 1/4-18 | 0.188 | 0.220 | 0.670 | 0.730 | 0.920 | 0.688 | 0.562 |
| 1503-04-02-FG | 1/4-18 | 1/8-27 | 0.281 | 0.120 | 0.860 | 0.630 | 0.770 | 0.562 | 0.562 |
| 1503-04-04-FG | 1/4-18 | 1/4-18 | 0.281 | 0.220 | 0.86 | 0.73 | 0.92 | 0.688 | 0.562 |
| 1503-04-06-FG | 1/4-18 | 3/8-18 | 0.281 | 0.330 | 0.950 | 0.810 | 1.020 | 0.875 | 0.750 |
| 1503-04-08-FG | 1/4-18 | 1/2-14 | 0.281 | 0.460 | 0.98 | 0.88 | 1.16 | 1.000 | 0.875 |
| 1503-06-04-FG | 3/8-18 | 1/4-18 | 0.406 | 0.220 | 0.95 | 0.79 | 0.98 | 0.688 | 0.750 |
| 1503-06-06-FG | 3/8-18 | 3/8-18 | 0.406 | 0.340 | 0.950 | 0.810 | 1.020 | 0.875 | 0.750 |
| 1503-06-08-FG | 3/8-18 | 1/2-14 | 0.406 | 0.440 | 0.980 | 0.880 | 1.160 | 1.000 | 0.875 |
| 1503-08-04-FG | 1/2-14 | 1/4-18 | 0.531 | 0.210 | 1.170 | 0.790 | 0.980 | 0.688 | 0.875 |
| 1503-08-06-FG | 1/2-14 | 3/8-18 | 0.531 | 0.340 | 1.170 | 0.810 | 1.020 | 0.875 | 0.875 |
| 1503-08-08-FG | 1/2-14 | 1/2-14 | 0.531 | 0.460 | 1.17 | 0.88 | 1.16 | 1.000 | 0.875 |
| 1503-08-12-FG | 1/2-14 | 3/4-14 | 0.531 | 0.630 | 1.200 | 1.020 | 1.370 | 1.250 | 1.062 |
| 1503-12-08-FG | 3/4-14 | 1/2-14 | 0.719 | 0.460 | 1.200 | 1.050 | 1.330 | 1.000 | 1.062 |
| 1503-12-12-FG | 3/4-14 | 3/4-14 | 0.719 | 0.620 | 1.20 | 1.02 | 1.37 | 1.250 | 1.062 |
| 1503-12-16-FG | 3/4-14 | 1-11/2 | 0.719 | 0.800 | 1.29 | 1.15 | 1.50 | 1.500 | 1.312 |
| 1503-16-12-FG | 1-11/2 | 3/4-14 | 0.938 | 0.620 | 1.48 | 1.01 | 1.36 | 1.250 | 1.312 |
| 1503-16-16-FG | 1-11/2 | 1-11/2 | 0.938 | 0.800 | 1.48 | 1.15 | 1.50 | 1.500 | 1.312 |
| 1503-16-20-FG | 1-11/2 | 1 1/4-11 1/2 | 0.938 | 1.080 | 1.64 | 1.23 | 1.65 | 1.875 | 1.625 |
| 1503-20-16-FG | 1 1/4-11 1/2 | 1-11/2 | 1.250 | 0.800 | 1.67 | 1.20 | 1.55 | 1.500 | 1.625 |
| 1503-20-20-FG | 1 1/4-11 1/2 | 1 1/4-11 1/2 | 1.250 | 1.020 | 1.670 | 1.230 | 1.650 | 1.875 | 1.625 |
| 1503-24-24-FG | 1 1/2-11 1/2 | 1 1/2-11 1/2 | 1.500 | 1.315 | 1.77 | 1.35 | 1.77 | 2.125 | 1.875 |
| 1503-32-32-FG | 2-11 1/2 | 2-11 1/2 | 1.938 | 1.740 | 2.11 | 1.51 | 1.93 | 2.625 | 2.500 |